



# MKC Invest

# Contemporary Active

MKC Invest Contemporary Active 1  
April 2026

MKC Wealth  
Risk Rating

Equity Target

Portfolio Objective:

Inception Date: 02.01.2024

Cautious

10%

The MKC Invest Contemporary Active portfolio 1 aims to provide long-term capital growth from a diversified portfolio of collective investments. The portfolio will be managed such that its overall level of investment risk will be suitable for, and in line with the expectations of, an investor at level 1 on the MKC "Baseline" scale of investment risk. The portfolio aims to outperform (net of any investment related costs but not necessarily net of any costs relating to advice or custody) this strategic asset allocation over the course of a market cycle through tactical active asset allocation and the selection of a blend of both active and passive collectives from a range of investment managers. The portfolio will aim to have underlying investment costs of half that or less of the MKC Invest Classic Active range at any one time. The selection of managers will be unconstrained to any particular firm(s).

Baseline Benchmark 1:  
10% Morningstar Global All Cap Target Market Exposure  
90% Morningstar Global Core Bond (GBP) Hedged

### Market Overview:

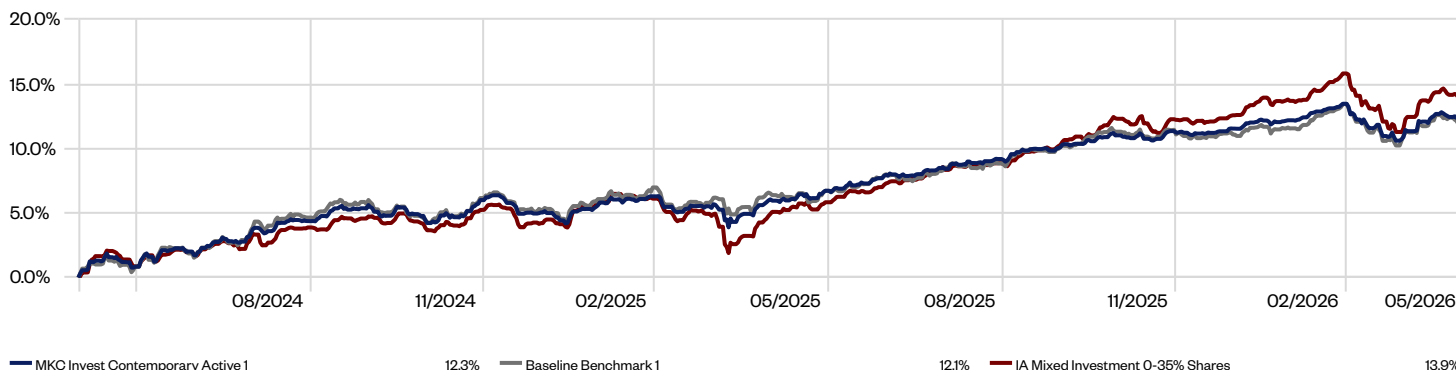
After the weakness of March, equity markets bounced back strongly in April with the MSCI World Index posting its best month since 2020. Equity markets were able to look past the continuing situation in the middle east and resultant inflation concerns and rose on strong company earnings and renewed enthusiasm around the potential of AI.

Bond markets were less buoyant and continue to reflect the fear that inflation will lead to interest rate rises as opposed to the cuts anticipated at the start of the year. These concerns were amplified by the increasing cost of defence in a less stable world which will be funded by further government borrowing.

The UK gilt market was weakened further by political uncertainty as challengers to Prime Minister Starmer began to gather momentum.

### Historic Performance\*

Time Period: 02/05/2024 to 01/05/2026



### Calendar Year Returns\*

Data Point: Return Calculation Benchmark: Baseline Benchmark 1

	2021	2022	2023	2024	2025
MKC Invest Contemporary Active 1	—	—	—	4.95	6.19
Baseline Benchmark 1	0.16	-12.84	6.70	4.73	5.55
IA Mixed Investment 0-35% Shares	2.57	-10.22	6.06	4.82	8.02

### Cumulative Return\*

Data Point: Return Calculation Benchmark: Baseline Benchmark 1

	YTD	3 Months	6 Months	1 Year	3 Years	5 Years
MKC Invest Contemporary Active 1	0.71	0.13	1.18	5.91	—	—
Baseline Benchmark 1	0.93	0.50	0.73	5.25	15.52	5.05
IA Mixed Investment 0-35% Shares	1.22	0.22	1.46	8.59	18.65	10.79

\*The performance shown is net of fund and investment management charges. Past performance is not a reliable indicator of future results. This factsheet reflects our desired portfolio, but from time to time fund availability on platforms may cause minor differences. In all cases, portfolios will fully comply with mandates.

## Asset Allocation - MKC Invest Contemporary Active 1

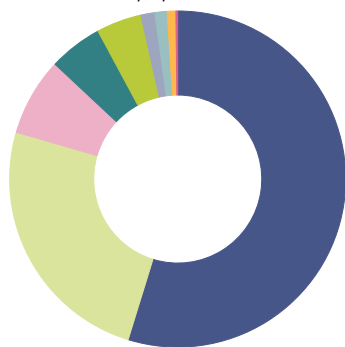
Portfolio Date: 10/01/2024



	%
Equity	10.0
Bond	80.0
Cash	10.0
<b>Total</b>	<b>100.0</b>

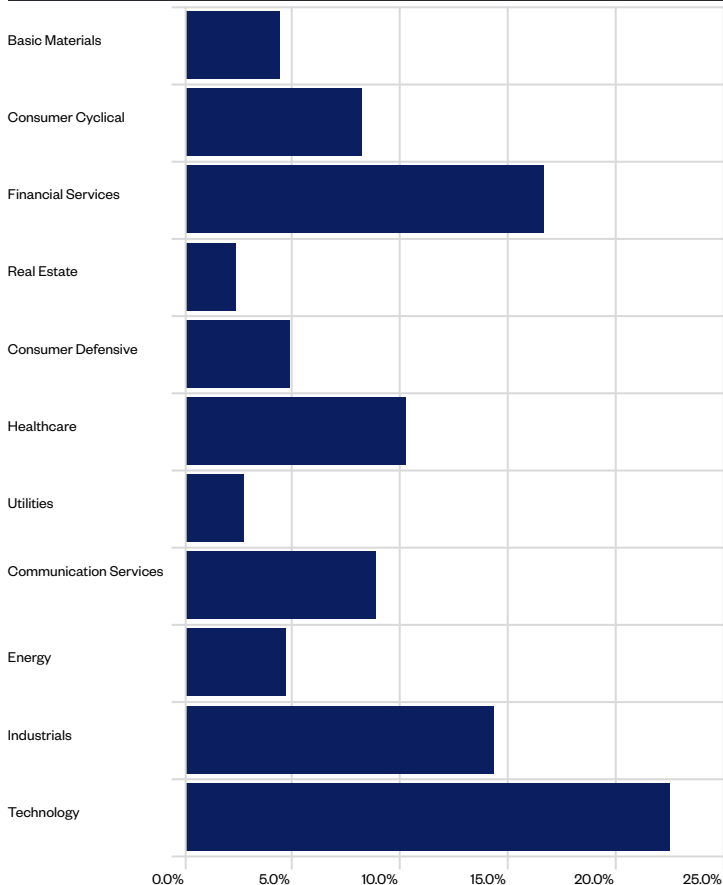
## Equity Regional Exposure - MKC Invest Contemporary Active 1

Portfolio Date: 30/04/2026



	%
North America	54.8
Europe dev	24.7
Japan	7.5
Asia dev	5.2
United Kingdom	4.4
Latin America	1.3
Asia emrg	1.2
Europe emrg	0.8
Australasia	0.2
Africa/Middle East	0.0
<b>Total</b>	<b>100.0</b>

## Equity Sector Exposure



## Top 10 Underlying Securities:

Security	Portfolio Weighting %
5 Year Treasury Note Future Mar 26	3.90
Long-Term Euro BTP Future Mar 26	1.51
Long Gilt Future Mar 26	1.31
10 Year Treasury Note Future Mar 26	0.81
France (Republic Of) 2.75%	0.44
United States Treasury Notes 0.625%	0.41
United Kingdom of Great Britain and Northern Ireland 3.75%	0.40
United Kingdom of Great Britain and Northern Ireland 4.125%	0.40
United Kingdom of Great Britain and Northern Ireland 4.375%	0.38
United States Treasury Notes 1%	0.38

## Costs and Charges:

Underlying Fund Costs:	0.23%
DIM Charge:	0.25%
<b>Total Cost:</b>	<b>0.48%</b>

Portfolio performance has been calculated using Morningstar Direct and is believed accurate based on the standard pricing of any underlying investment funds held in the portfolio. In some cases, clients may benefit from additional discounts to those same funds on their chosen custody platform. This will cause differences between actual performance and the performance calculated by Morningstar. We expect in all cases that these differences, where present, will be to investors' advantage.

## Funds:

Funds	Portfolio Weighting %
HSBC Global Aggregate Bond S2CHGBP	12.00
Aegon Strategic Bond GBP S Acc	10.00
BNY Mellon Strat Bd F Acc	10.00
Fidelity Cash W Acc	10.00
JPM Global Govt Shrt Dur Bd C (dist)GBP	9.00
JPM BetaBuilders US TreasuryBdETFGBPHAcc	7.00
JPM EUR IG Corp Bd Act ETF GBP H Acc	7.00
ArtemisFds(Lux) SD Glb HY Bd I GBP Acc H	6.00
M&G Short Dated Corp Bd GBP I Acc	6.00
L&G UK Gilt 0-5 Year ETF	5.00
M&G Emerging Markets Bond GBP I Acc	5.00
Vanguard Glb Corp Bd Idx £ H Acc	4.00
iShares North American Eq Idx (UK) H Acc	3.00
Orbis OEIC Global Equity Standard	2.50
Artemis SmartGARP European Eq I Acc GBP	1.00
Fidelity Index Europe ex UK P Acc	1.00
JPM Global Rsrch Enh Eq Act ETF GBP HAcc	1.00
iShares Japan Equity Index (UK) D Acc	0.50

## Important Information:

The portfolio is run on a discretionary management basis by MKC Investment Management Ltd (trading as MKC Invest). MKC Investment Management Ltd is a discretionary investment firm authorised and regulated by the Financial Conduct Authority (FRN: 966731). Registered in England No 13475203. Registered office: Walsingham House, 35 Seething Lane, London, EC3N 4AH. Distribution or sharing of this publication is not permitted without authorisation from MKC Investment Management Limited. MKC Investment Management Limited investment portfolios are only available to retail investors who have been provided with a personal recommendation to invest from their financial adviser. The value of investment may go up and down and you may get back less than you invested. All assets are dominated in UK Sterling. The investment or investment service may not be suitable for all recipients of this publication.



# MKC Invest

# Contemporary Active

MKC Invest Contemporary Active 2  
April 2026

Portfolio Objective:

Inception Date: 02.01.2024

MKC Wealth  
Risk Rating

Equity Target

Cautious

20%

The MKC Invest Contemporary Active portfolio 2 aims to provide long-term capital growth from a diversified portfolio of collective investments. The portfolio will be managed such that its overall level of investment risk will be suitable for, and in line with the expectations of, an investor at level 2 on the MKC "Baseline" scale of investment risk. The portfolio aims to outperform (net of any investment related costs but not necessarily net of any costs relating to advice or custody) this strategic asset allocation over the course of a market cycle through tactical active asset allocation and the selection of a blend of both active and passive collectives from a range of investment managers. The portfolio will aim to have underlying investment costs of half that or less of the MKC Invest Classic Active range at any one time. The selection of managers will be unconstrained to any particular firm(s).

Baseline Benchmark 2:  
20% Morningstar Global All Cap Target Market Exposure  
80% Morningstar Global Core Bond (GBP) Hedged

### Market Overview:

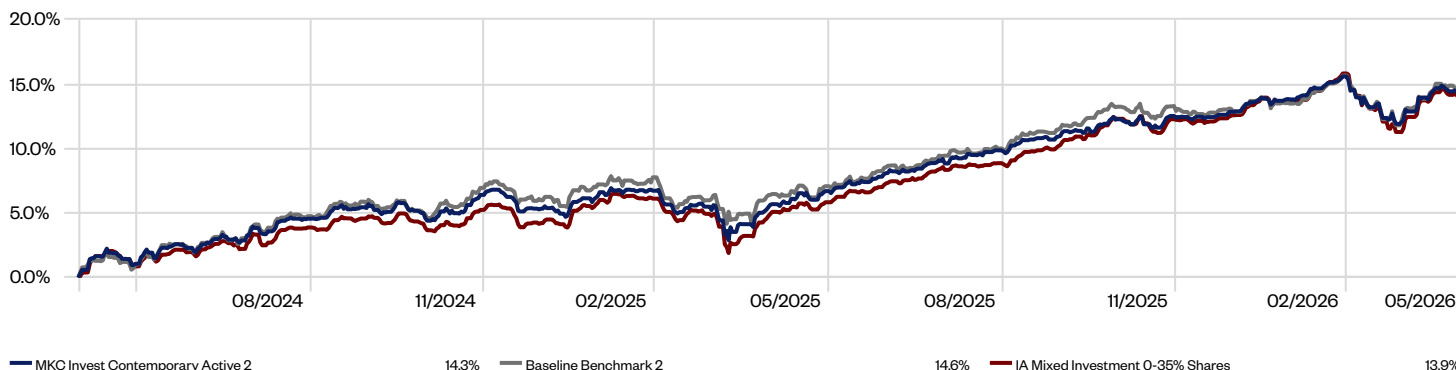
After the weakness of March, equity markets bounced back strongly in April with the MSCI World Index posting its best month since 2020. Equity markets were able to look past the continuing situation in the middle east and resultant inflation concerns and rose on strong company earnings and renewed enthusiasm around the potential of AI.

Bond markets were less buoyant and continue to reflect the fear that inflation will lead to interest rate rises as opposed to the cuts anticipated at the start of the year. These concerns were amplified by the increasing cost of defence in a less stable world which will be funded by further government borrowing.

The UK gilt market was weakened further by political uncertainty as challengers to Prime Minister Starmer began to gather momentum.

### Historic Performance\*

Time Period: 02/05/2024 to 01/05/2026



### Calendar Year Returns\*

Data Point: Return Calculation Benchmark: Baseline Benchmark 2

	2021	2022	2023	2024	2025
MKC Invest Contemporary Active 2	—	—	—	5.81	7.13
Baseline Benchmark 2	2.17	-12.23	7.63	6.33	6.52
IA Mixed Investment 0-35% Shares	2.57	-10.22	6.06	4.82	8.02

### Cumulative Return\*

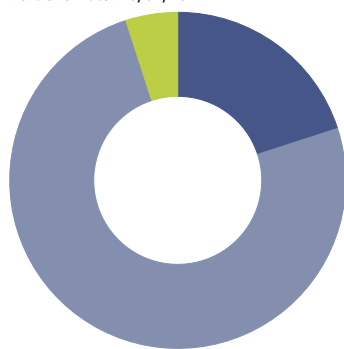
Data Point: Return Calculation Benchmark: Baseline Benchmark 2

	YTD	3 Months	6 Months	1 Year	3 Years	5 Years
MKC Invest Contemporary Active 2	1.31	0.46	1.83	8.21	—	—
Baseline Benchmark 2	1.52	0.99	1.21	7.70	19.85	10.94
IA Mixed Investment 0-35% Shares	1.22	0.22	1.46	8.59	18.65	10.79

\*The performance shown is net of fund and investment management charges. Past performance is not a reliable indicator of future results. This factsheet reflects our desired portfolio, but from time to time fund availability on platforms may cause minor differences. In all cases, portfolios will fully comply with mandates.

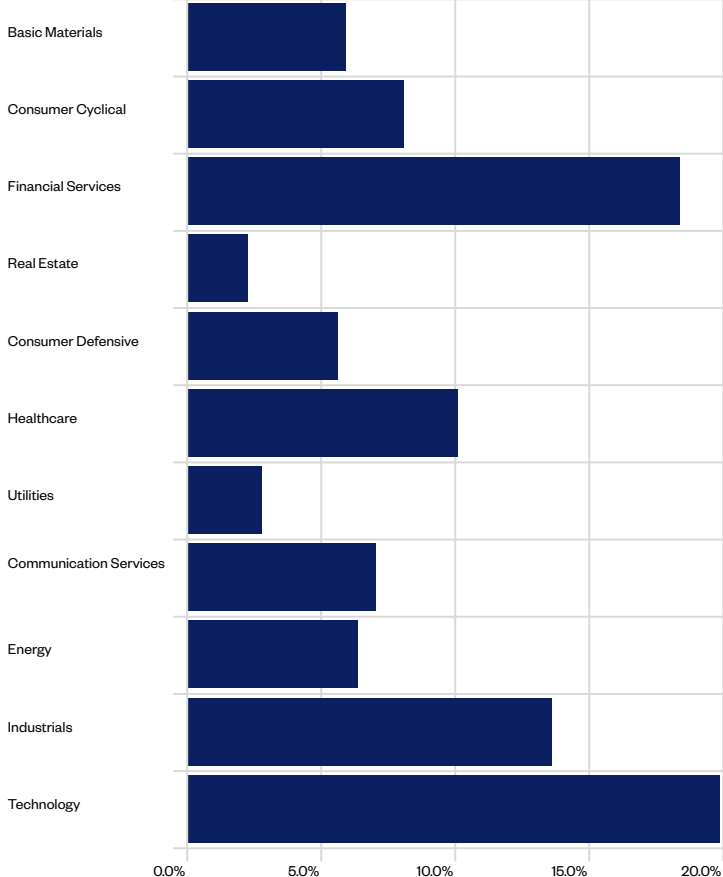
## Asset Allocation - MKC Invest Contemporary Active 2

Portfolio Date: 10/01/2024



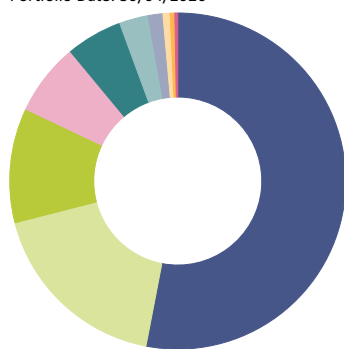
	%
Equity	20.0
Bond	75.0
Cash	5.0
<b>Total</b>	<b>100.0</b>

## Equity Sector Exposure



## Equity Regional Exposure - MKC Invest Contemporary Active 2

Portfolio Date: 30/04/2026



	%
North America	53.0
Europe dev	18.0
United Kingdom	11.0
Japan	7.0
Asia dev	5.4
Asia emrg	2.8
Latin America	1.4
Africa/Middle East	0.7
Europe emrg	0.4
Australasia	0.3
<b>Total</b>	<b>100.0</b>

## Top 10 Underlying Securities:

Security	Portfolio Weighting %
5 Year Treasury Note Future Mar 26	3.51
Long-Term Euro BTP Future Mar 26	1.36
Long Gilt Future Mar 26	1.18
10 Year Treasury Note Future Mar 26	0.73
NVIDIA Corp	0.46
France (Republic Of) 2.75%	0.44
Apple Inc	0.41
United Kingdom of Great Britain and Northern Ireland 4.125%	0.40
United States Treasury Notes 0.625%	0.40
United Kingdom of Great Britain and Northern Ireland 3.75%	0.39

## Costs and Charges:

Underlying Fund Costs:	0.24%
DIM Charge:	0.25%
<b>Total Cost:</b>	<b>0.49%</b>

Portfolio performance has been calculated using Morningstar Direct and is believed accurate based on the standard pricing of any underlying investment funds held in the portfolio. In some cases, clients may benefit from additional discounts to those same funds on their chosen custody platform. This will cause differences between actual performance and the performance calculated by Morningstar. We expect in all cases that these differences, where present, will be to investors' advantage.

## Funds:

Funds	Portfolio Weighting %
HSBC Global Aggregate Bond S2CHGBP	12.00
Aegon Strategic Bond GBP S Acc	9.00
BNY Mellon Strat Bd F Acc	9.00
JPM Global Govt Shrt Dur Bd C (dist)GBPH	9.00
JPM BetaBuilders US TreasuryBdETFGBPHAcc	6.00
JPM EUR IG Corp Bd Act ETF GBP H Acc	6.00
M&G Short Dated Corp Bd GBP I Acc	6.00
ArtemisFds(Lux) SD Glb HY Bd I GBP Acc H	5.00
Fidelity Cash W Acc	5.00
iShares North American Eq Idx (UK) H Acc	5.00
L&G UK Gilt 0-5 Year ETF	5.00
M&G Emerging Markets Bond GBP I Acc	5.00
Vanguard Glb Corp Bd Idx £ H Acc	4.00
Orbis OEIC Global Equity Standard	2.50
Artemis Global Income I Acc	2.00
JPM Global Rsrch Enh Eq Act ETF GBP HAcc	2.00
Fidelity Index Europe ex UK P Acc	1.50
Fidelity Index UK P Acc	1.50
Artemis SmartGARP European Eq I Acc GBP	1.00
iShares Japan Equity Index (UK) D Acc	1.00
L&G S&P 500 US Equal Wght Idx I GBP Acc	1.00
M&G Global Dividend GBP I Acc	1.00
iShares Emerging Mkts Eq Idx (UK) D Acc	0.50

## Important Information:

The portfolio is run on a discretionary management basis by MKC Investment Management Ltd (trading as MKC Invest). MKC Investment Management Ltd is a discretionary investment firm authorised and regulated by the Financial Conduct Authority (FRN: 966731). Registered in England No 13475203. Registered office: Walsingham House, 35 Seething Lane, London, EC3N 4AH. Distribution or sharing of this publication is not permitted without authorisation from MKC Investment Management Limited. MKC Investment Management Limited investment portfolios are only available to retail investors who have been provided with a personal recommendation to invest from their financial adviser. The value of investment may go up and down and you may get back less than you invested. All assets are dominated in UK Sterling. The investment or investment service may not be suitable for all recipients of this publication.



# MKC Invest

# Contemporary Active

MKC Invest Contemporary Active 3  
April 2026

Portfolio Objective:

Inception Date: 02.01.2024

MKC Wealth  
Risk Rating

Equity Target

Moderately Cautious

30%

The MKC Invest Contemporary Active portfolio 3 aims to provide long-term capital growth from a diversified portfolio of collective investments. The portfolio will be managed such that its overall level of investment risk will be suitable for, and in line with the expectations of, an investor at level 3 on the MKC "Baseline" scale of investment risk. The portfolio aims to outperform (net of any investment related costs but not necessarily net of any costs relating to advice or custody) this strategic asset allocation over the course of a market cycle through tactical active asset allocation and the selection of a blend of both active and passive collectives from a range of investment managers. The portfolio will aim to have underlying investment costs of half that or less of the MKC Invest Classic Active range at any one time. The selection of managers will be unconstrained to any particular firm(s).

Baseline Benchmark 3:  
30% Morningstar Global All Cap Target Market Exposure  
70% Morningstar Global Core Bond (GBP) Hedged

### Market Overview:

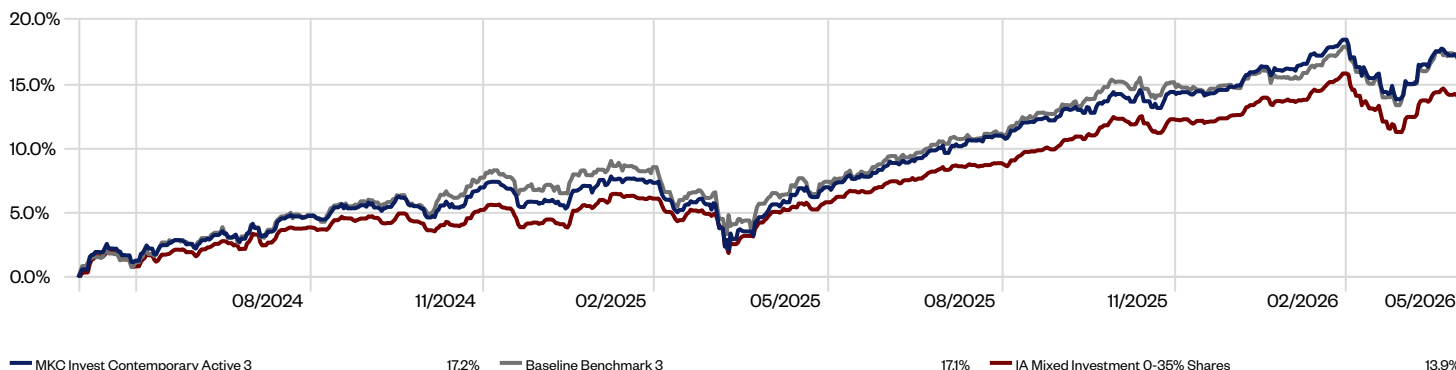
After the weakness of March, equity markets bounced back strongly in April with the MSCI World Index posting its best month since 2020. Equity markets were able to look past the continuing situation in the middle east and resultant inflation concerns and rose on strong company earnings and renewed enthusiasm around the potential of AI.

Bond markets were less buoyant and continue to reflect the fear that inflation will lead to interest rate rises as opposed to the cuts anticipated at the start of the year. These concerns were amplified by the increasing cost of defence in a less stable world which will be funded by further government borrowing.

The UK gilt market was weakened further by political uncertainty as challengers to Prime Minister Starmer began to gather momentum.

### Historic Performance\*

Time Period: 02/05/2024 to 01/05/2026



### Calendar Year Returns\*

Data Point: Return Calculation Benchmark: Baseline Benchmark 3

	2021	2022	2023	2024	2025
MKC Invest Contemporary Active 3	—	—	—	6.83	8.50
Baseline Benchmark 3	4.22	-11.63	8.57	7.95	7.49
IA Mixed Investment 0-35% Shares	2.57	-10.22	6.06	4.82	8.02

### Cumulative Return\*

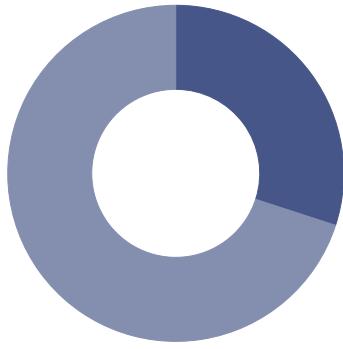
Data Point: Return Calculation Benchmark: Baseline Benchmark 3

	YTD	3 Months	6 Months	1 Year	3 Years	5 Years
MKC Invest Contemporary Active 3	2.08	0.87	2.57	11.01	—	—
Baseline Benchmark 3	2.10	1.49	1.69	10.20	24.31	17.11
IA Mixed Investment 0-35% Shares	1.22	0.22	1.46	8.59	18.65	10.79

\*The performance shown is net of fund and investment management charges. Past performance is not a reliable indicator of future results. This factsheet reflects our desired portfolio, but from time to time fund availability on platforms may cause minor differences. In all cases, portfolios will fully comply with mandates.

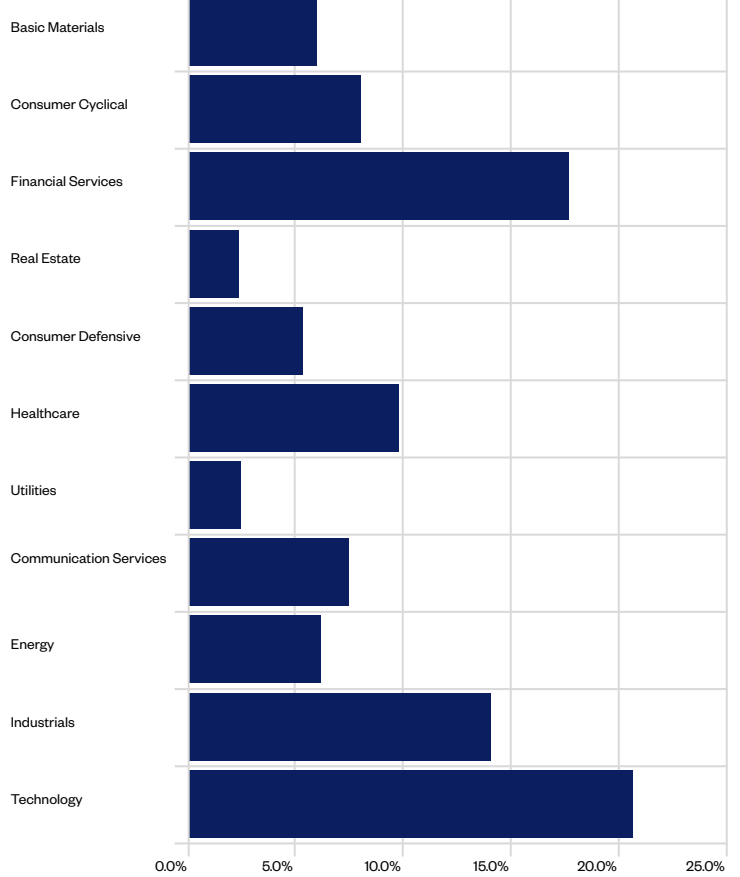
## Asset Allocation - MKC Invest Contemporary Active 3

Portfolio Date: 10/01/2024



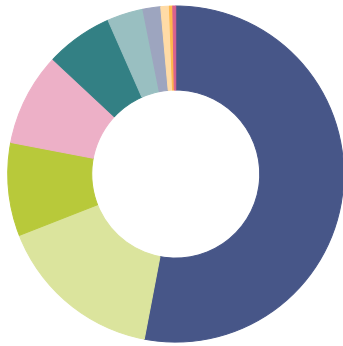
	%
Equity	30.0
Bond	70.0
<b>Total</b>	<b>100.0</b>

## Equity Sector Exposure



## Equity Regional Exposure - MKC Invest Contemporary Active 3

Portfolio Date: 30/04/2026



	%
North America	53.0
Europe dev	16.1
United Kingdom	9.0
Japan	8.9
Asia dev	6.4
Asia emrg	3.5
Latin America	1.7
Africa/Middle East	0.8
Europe emrg	0.3
Australasia	0.3
<b>Total</b>	<b>100.0</b>

## Top 10 Underlying Securities:

Security	Portfolio Weighting %
5 Year Treasury Note Future Mar 26	3.12
Long-Term Euro BTP Future Mar 26	1.21
Long Gilt Future Mar 26	1.05
NVIDIA Corp	0.71
10 Year Treasury Note Future Mar 26	0.65
Apple Inc	0.63
Microsoft Corp	0.53
France (Republic Of) 2.75%	0.44
Alphabet Inc Class A	0.41
United States Treasury Notes 0.625%	0.38

## Funds:

Funds	Portfolio Weighting %
HSBC Global Aggregate Bond S2CHGBP	11.00
JPM Global Govt Shrt Dur Bd C (dist)GBPH	9.00
Aegon Strategic Bond GBP S Acc	8.00
BNY Mellon Strat Bd F Acc	8.00
iShares North American Eq Idx (UK) H Acc	7.00
JPM EUR IG Corp Bd Act ETF GBP H Acc	6.00
M&G Short Dated Corp Bd GBP I Acc	6.00
ArtemisFds(Lux) SD Glb HY Bd I GBP Acc H	5.00
JPM BetaBuilders US TreasuryBdETFGBPHAcc	5.00
M&G Emerging Markets Bond GBP I Acc	5.00
Orbis OEIC Global Equity Standard	5.00
JPM Global Rsrch Enh Eq Act ETF GBP HAcc	4.00
L&G UK Gilt 0-5 Year ETF	4.00
Vanguard Glb Corp Bd Idx £ H Acc	4.00
Artemis Global Income I Acc	3.50
Fidelity Index Europe ex UK P Acc	2.00
iShares Japan Equity Index (UK) D Acc	2.00
Fidelity Index UK P Acc	1.50
Artemis SmartGARP European Eq I Acc GBP	1.00
iShares Emerging Mkts Eq Idx (UK) D Acc	1.00
L&G S&P 500 US Equal Wght Idx I GBP Acc	1.00
M&G Global Dividend GBP I Acc	1.00

## Costs and Charges:

Underlying Fund Costs:	0.25%
DIM Charge:	0.25%
Total Cost:	0.50%

Portfolio performance has been calculated using Morningstar Direct and is believed accurate based on the standard pricing of any underlying investment funds held in the portfolio. In some cases, clients may benefit from additional discounts to those same funds on their chosen custody platform. This will cause differences between actual performance and the performance calculated by Morningstar. We expect in all cases that these differences, where present, will be to investors' advantage.

## Important Information:

The portfolio is run on a discretionary management basis by MKC Investment Management Ltd (trading as MKC Invest). MKC Investment Management Ltd is a discretionary investment firm authorised and regulated by the Financial Conduct Authority (FRN: 966731). Registered in England No 13475203. Registered office: Walsingham House, 35 Seething Lane, London, EC3N 4AH. Distribution or sharing of this publication is not permitted without authorisation from MKC Investment Management Limited. MKC Investment Management Limited investment portfolios are only available to retail investors who have been provided with a personal recommendation to invest from their financial adviser. The value of investment may go up and down and you may get back less than you invested. All assets are dominated in UK Sterling. The investment or investment service may not be suitable for all recipients of this publication.

Source: Morningstar Direct



# MKC Invest

# Contemporary Active

MKC Invest Contemporary Active 4  
April 2026

Portfolio Objective:

Inception Date: 02.01.2024

MKC Wealth  
Risk Rating

Equity Target

Moderately Cautious

40%

The MKC Invest Contemporary Active portfolio 4 aims to provide long-term capital growth from a diversified portfolio of collective investments. The portfolio will be managed such that its overall level of investment risk will be suitable for, and in line with the expectations of, an investor at level 4 on the MKC "Baseline" scale of investment risk. The portfolio aims to outperform (net of any investment related costs but not necessarily net of any costs relating to advice or custody) this strategic asset allocation over the course of a market cycle through tactical active asset allocation and the selection of a blend of both active and passive collectives from a range of investment managers. The portfolio will aim to have underlying investment costs of half that or less of the MKC Invest Classic Active range at any one time. The selection of managers will be unconstrained to any particular firm(s).

Baseline Benchmark 4:  
40% Morningstar Global All Cap Target Market Exposure  
60% Morningstar Global Core Bond (GBP) Hedged

### Market Overview:

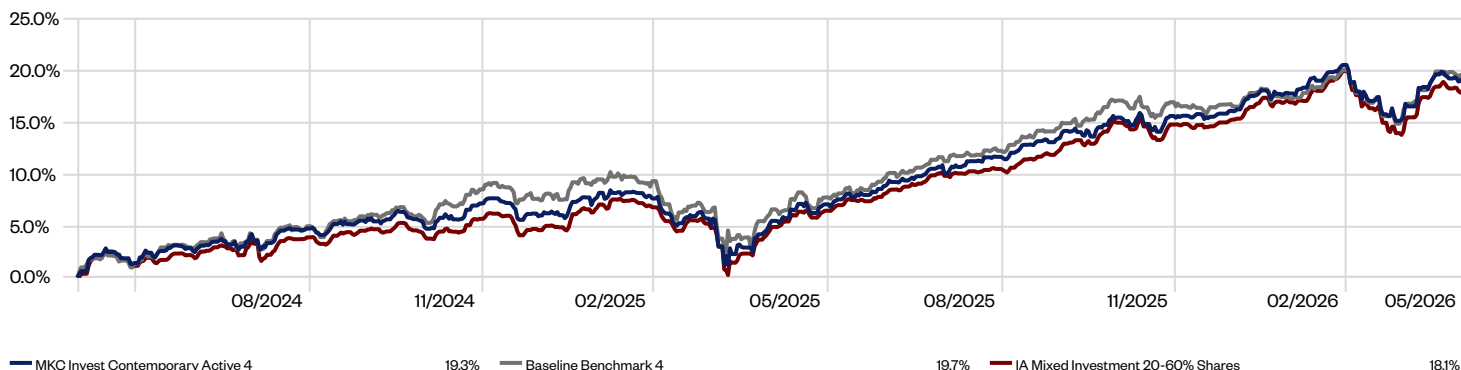
After the weakness of March, equity markets bounced back strongly in April with the MSCI World Index posting its best month since 2020. Equity markets were able to look past the continuing situation in the middle east and resultant inflation concerns and rose on strong company earnings and renewed enthusiasm around the potential of AI.

Bond markets were less buoyant and continue to reflect the fear that inflation will lead to interest rate rises as opposed to the cuts anticipated at the start of the year. These concerns were amplified by the increasing cost of defence in a less stable world which will be funded by further government borrowing.

The UK gilt market was weakened further by political uncertainty as challengers to Prime Minister Starmer began to gather momentum.

### Historic Performance\*

Time Period: 02/05/2024 to 01/05/2026



### Calendar Year Returns\*

Data Point: Return Calculation Benchmark: Baseline Benchmark 4

	2021	2022	2023	2024	2025
MKC Invest Contemporary Active 4	—	—	—	7.80	9.52
Baseline Benchmark 4	6.30	-11.03	9.51	9.59	8.45
IA Mixed Investment 20-60% Shares	6.31	-9.67	6.86	6.55	10.24

### Cumulative Return\*

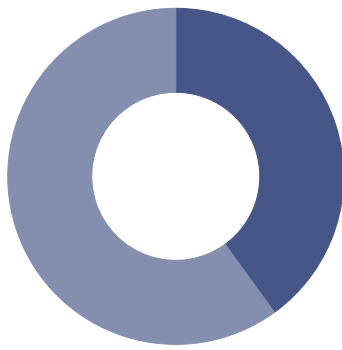
Data Point: Return Calculation Benchmark: Baseline Benchmark 4

	YTD	3 Months	6 Months	1 Year	3 Years	5 Years
MKC Invest Contemporary Active 4	2.71	1.21	3.25	13.34	—	—
Baseline Benchmark 4	2.68	1.98	2.16	12.73	28.89	23.56
IA Mixed Investment 20-60% Shares	2.40	0.95	2.67	12.92	25.32	19.32

\*The performance shown is net of fund and investment management charges. Past performance is not a reliable indicator of future results. This factsheet reflects our desired portfolio, but from time to time fund availability on platforms may cause minor differences. In all cases, portfolios will fully comply with mandates.

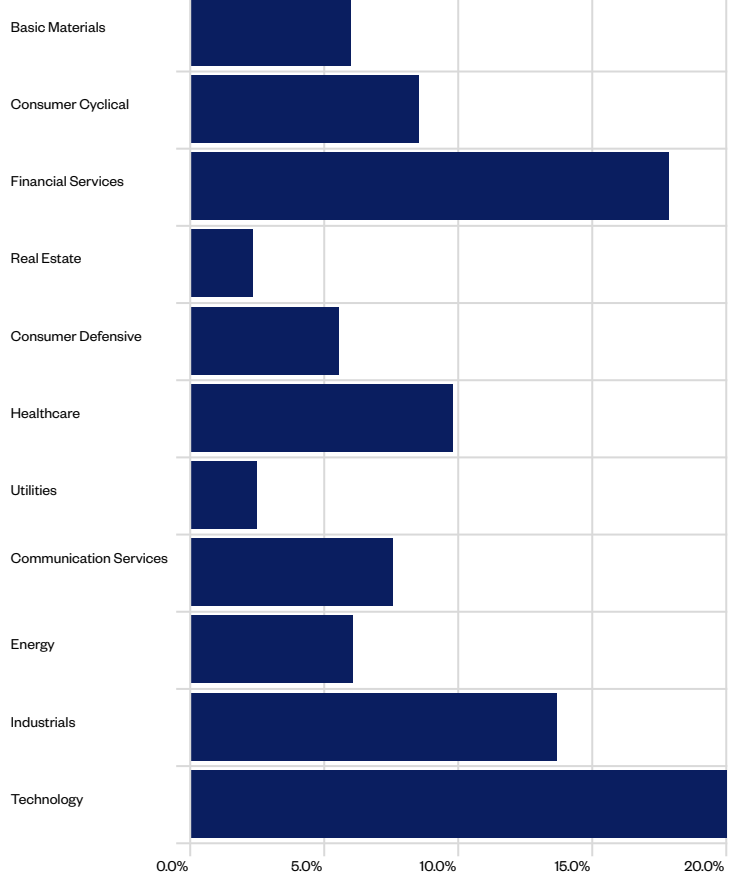
## Asset Allocation - MKC Invest Contemporary Active 4

Portfolio Date: 10/01/2024



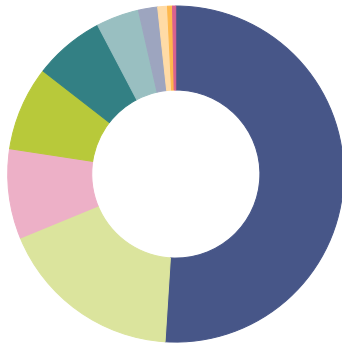
	%
Equity	40.0
Bond	60.0
<b>Total</b>	<b>100.0</b>

## Equity Sector Exposure



## Equity Regional Exposure - MKC Invest Contemporary Active 4

Portfolio Date: 30/04/2026



	%
North America	51.0
Europe dev	17.8
Japan	8.6
United Kingdom	8.1
Asia dev	6.8
Asia emrg	4.1
Latin America	1.8
Africa/Middle East	0.9
Europe emrg	0.5
Australasia	0.3
<b>Total</b>	<b>100.0</b>

## Top 10 Underlying Securities:

Security	Portfolio Weighting %
5 Year Treasury Note Future Mar 26	3.12
Long-Term Euro BTP Future Mar 26	1.21
Long Gilt Future Mar 26	1.05
NVIDIA Corp	0.84
Apple Inc	0.74
Microsoft Corp	0.67
10 Year Treasury Note Future Mar 26	0.65
Taiwan Semiconductor Manufacturing Co Ltd	0.60
Alphabet Inc Class A	0.50
France (Republic Of) 2.75%	0.44

## Funds:

Funds	Portfolio Weighting %
HSBC Global Aggregate Bond S2CHGBP	9.00
JPM Global Govt Shrt Dur Bd C (dist)GBPH	9.00
Aegon Strategic Bond GBP S Acc	8.00
iShares North American Eq Idx (UK) H Acc	8.00
BNY Mellon Strat Bd F Acc	7.00
Orbis OEIC Global Equity Standard	6.50
JPM EUR IG Corp Bd Act ETF GBP H Acc	5.00
JPM Global Rsrch Enh Eq Act ETF GBP HAcc	5.00
M&G Short Dated Corp Bd GBP I Acc	5.00
Artemis Global Income I Acc	4.00
ArtemisFds(Lux) SD Glb HY Bd I GBP Acc H	4.00
JPM BetaBuilders US TreasuryBdETFGBPHAcc	4.00
M&G Emerging Markets Bond GBP I Acc	4.00
L&G UK Gilt 0-5 Year ETF	3.00
Vanguard Glb Corp Bd Idx £ H Acc	3.00
Fidelity Index Europe ex UK P Acc	2.50
iShares Japan Equity Index (UK) D Acc	2.50
Artemis SmartGARP European Eq I Acc GBP	2.00
iShares Emerging Mkts Eq Idx (UK) D Acc	2.00
L&G S&P 500 US Equal Wght Idx I GBP Acc	2.00
M&G Global Dividend GBP I Acc	2.00
Fidelity Index UK P Acc	1.50
Schroder Global Equity Income W GBP Acc	1.00

## Costs and Charges:

Underlying Fund Costs:	0.26%
DIM Charge:	0.25%
<b>Total Cost:</b>	<b>0.51%</b>

Portfolio performance has been calculated using Morningstar Direct and is believed accurate based on the standard pricing of any underlying investment funds held in the portfolio. In some cases, clients may benefit from additional discounts to those same funds on their chosen custody platform. This will cause differences between actual performance and the performance calculated by Morningstar. We expect in all cases that these differences, where present, will be to investors' advantage.

## Important Information:

The portfolio is run on a discretionary management basis by MKC Investment Management Ltd (trading as MKC Invest). MKC Investment Management Ltd is a discretionary investment firm authorised and regulated by the Financial Conduct Authority (FRN: 966731). Registered in England No 13475203. Registered office: Walsingham House, 35 Seething Lane, London, EC3N 4AH. Distribution or sharing of this publication is not permitted without authorisation from MKC Investment Management Limited. MKC Investment Management Limited investment portfolios are only available to retail investors who have been provided with a personal recommendation to invest from their financial adviser. The value of investment may go up and down and you may get back less than you invested. All assets are dominated in UK Sterling. The investment or investment service may not be suitable for all recipients of this publication.

Source: Morningstar Direct



# MKC Invest

# Contemporary Active

MKC Invest Contemporary Active 5  
April 2026

MKC Wealth  
Risk Rating

Equity Target

Portfolio Objective:

Inception Date: 02.01.2024

Balanced

50%

The MKC Invest Contemporary Active portfolio 5 aims to provide long-term capital growth from a diversified portfolio of collective investments. The portfolio will be managed such that its overall level of investment risk will be suitable for, and in line with the expectations of, an investor at level 5 on the MKC "Baseline" scale of investment risk. The portfolio aims to outperform (net of any investment related costs but not necessarily net of any costs relating to advice or custody) this strategic asset allocation over the course of a market cycle through tactical active asset allocation and the selection of a blend of both active and passive collectives from a range of investment managers. The portfolio will aim to have underlying investment costs of half that or less of the MKC Invest Classic Active range at any one time. The selection of managers will be unconstrained to any particular firm(s).

Baseline Benchmark 5:  
50% Morningstar Global All Cap Target Market Exposure  
50% Morningstar Global Core Bond (GBP) Hedged

### Market Overview:

After the weakness of March, equity markets bounced back strongly in April with the MSCI World Index posting its best month since 2020. Equity markets were able to look past the continuing situation in the middle east and resultant inflation concerns and rose on strong company earnings and renewed enthusiasm around the potential of AI.

Bond markets were less buoyant and continue to reflect the fear that inflation will lead to interest rate rises as opposed to the cuts anticipated at the start of the year. These concerns were amplified by the increasing cost of defence in a less stable world which will be funded by further government borrowing.

The UK gilt market was weakened further by political uncertainty as challengers to Prime Minister Starmer began to gather momentum.

### Historic Performance\*

Time Period: 02/05/2024 to 01/05/2026



### Calendar Year Returns\*

Data Point: Return Calculation Benchmark: Baseline Benchmark 5

	2021	2022	2023	2024	2025
MKC Invest Contemporary Active 5	—	—	—	8.74	10.49
Baseline Benchmark 5	8.42	-10.44	10.45	11.25	9.40
IA Mixed Investment 20-60% Shares	6.31	-9.67	6.86	6.55	10.24

### Cumulative Return\*

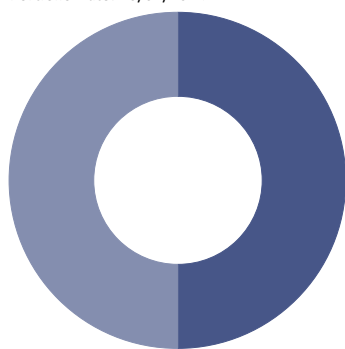
Data Point: Return Calculation Benchmark: Baseline Benchmark 5

	YTD	3 Months	6 Months	1 Year	3 Years	5 Years
MKC Invest Contemporary Active 5	3.13	1.52	3.69	15.27	—	—
Baseline Benchmark 5	3.25	2.46	2.63	15.31	33.60	30.31
IA Mixed Investment 20-60% Shares	2.40	0.95	2.67	12.92	25.32	19.32

\*The performance shown is net of fund and investment management charges. Past performance is not a reliable indicator of future results. This factsheet reflects our desired portfolio, but from time to time fund availability on platforms may cause minor differences. In all cases, portfolios will fully comply with mandates.

## Asset Allocation - MKC Invest Contemporary Active 5

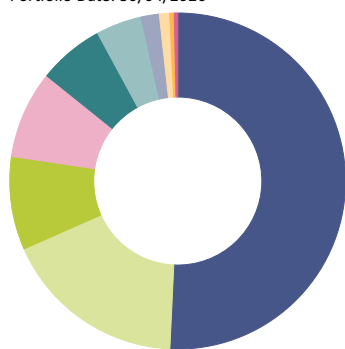
Portfolio Date: 10/01/2024



	%
Equity	50.0
Bond	50.0
<b>Total</b>	<b>100.0</b>

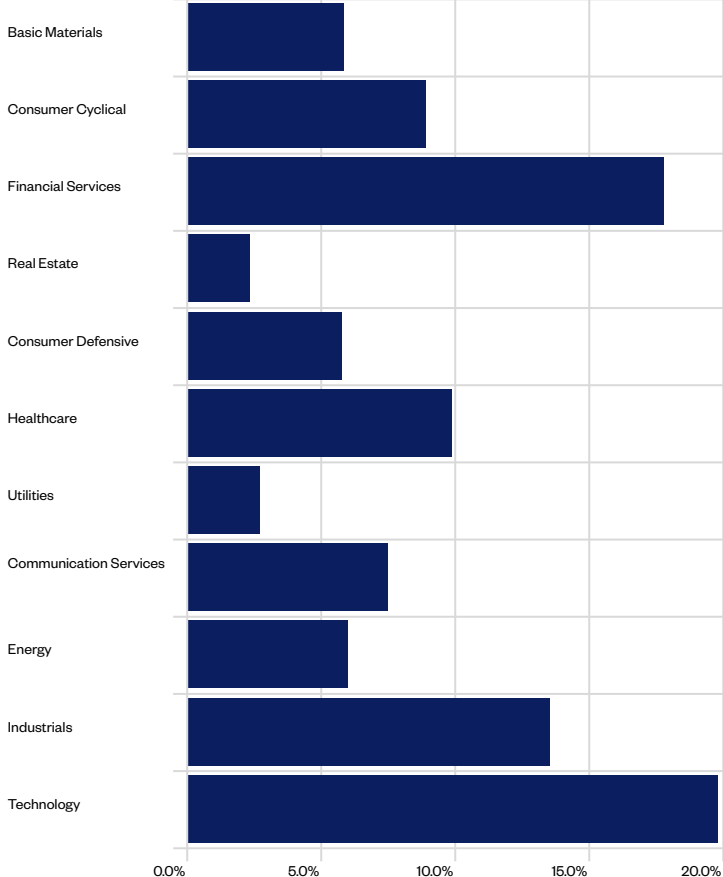
## Equity Regional Exposure - MKC Invest Contemporary Active 5

Portfolio Date: 30/04/2026



	%
North America	50.7
Europe dev	17.6
United Kingdom	9.0
Japan	8.4
Asia dev	6.3
Asia emrg	4.4
Latin America	1.7
Africa/Middle East	1.0
Europe emrg	0.4
Australasia	0.3
<b>Total</b>	<b>100.0</b>

## Equity Sector Exposure



## Top 10 Underlying Securities:

Security	Portfolio Weighting %
5 Year Treasury Note Future Mar 26	2.73
Long-Term Euro BTP Future Mar 26	1.06
NVIDIA Corp	1.02
Long Gilt Future Mar 26	0.92
Apple Inc	0.90
Microsoft Corp	0.83
Taiwan Semiconductor Manufacturing Co Ltd	0.77
Alphabet Inc Class A	0.57
10 Year Treasury Note Future Mar 26	0.57
Amazon.com Inc	0.50

## Costs and Charges:

Underlying Fund Costs:	0.26%
DIM Charge:	0.25%
<b>Total Cost:</b>	<b>0.51%</b>

Portfolio performance has been calculated using Morningstar Direct and is believed accurate based on the standard pricing of any underlying investment funds held in the portfolio. In some cases, clients may benefit from additional discounts to those same funds on their chosen custody platform. This will cause differences between actual performance and the performance calculated by Morningstar. We expect in all cases that these differences, where present, will be to investors' advantage.

## Funds:

Funds	Portfolio Weighting %
iShares North American Eq Idx (UK) H Acc	9.00
HSBC Global Aggregate Bond S2CHGBP	8.00
JPM Global Govt Shrt Dur Bd C (dist)GBP	8.00
Aegon Strategic Bond GBP S Acc	7.00
JPM Global Rsrch Enh Eq Act ETF GBP HAcc	7.00
Orbis OEIC Global Equity Standard	6.50
BNY Mellon Strat Bd F Acc	6.00
Artemis Global Income I Acc	4.00
JPM EUR IG Corp Bd Act ETF GBP H Acc	4.00
M&G Emerging Markets Bond GBP I Acc	4.00
M&G Short Dated Corp Bd GBP I Acc	4.00
Fidelity Index Europe ex UK P Acc	3.50
L&G S&P 500 US Equal Wght Idx I GBP Acc	3.50
ArtemisFds(Lux) SD Glb HY Bd I GBP Acc H	3.00
iShares Emerging Mkts Eq Idx (UK) D Acc	3.00
iShares Japan Equity Index (UK) D Acc	3.00
JPM BetaBuilders US TreasuryBdETFGBPHAcc	3.00
Vanguard Glb Corp Bd Idx £ H Acc	3.00
Fidelity Index UK P Acc	2.50
M&G Global Dividend GBP I Acc	2.50
Artemis SmartGARP European Eq I Acc GBP	2.00
L&G UK Gilt 0-5 Year ETF	2.00
Schroder Global Equity Income W GBP Acc	1.50

## Important Information:

The portfolio is run on a discretionary management basis by MKC Investment Management Ltd (trading as MKC Invest). MKC Investment Management Ltd is a discretionary investment firm authorised and regulated by the Financial Conduct Authority (FRN: 966731). Registered in England No 13475203. Registered office: Walsingham House, 35 Seething Lane, London, EC3N 4AH. Distribution or sharing of this publication is not permitted without authorisation from MKC Investment Management Limited. MKC Investment Management Limited investment portfolios are only available to retail investors who have been provided with a personal recommendation to invest from their financial adviser. The value of investment may go up and down and you may get back less than you invested. All assets are dominated in UK Sterling. The investment or investment service may not be suitable for all recipients of this publication.



# MKC Invest

# Contemporary Active

MKC Invest Contemporary Active 6  
April 2026

Portfolio Objective:

Inception Date: 02.01.2024

MKC Wealth  
Risk Rating

Equity Target

Balanced

60%

The MKC Invest Contemporary Active portfolio 6 aims to provide long-term capital growth from a diversified portfolio of collective investments. The portfolio will be managed such that its overall level of investment risk will be suitable for, and in line with the expectations of, an investor at level 6 on the MKC "Baseline" scale of investment risk. The portfolio aims to outperform (net of any investment related costs but not necessarily net of any costs relating to advice or custody) this strategic asset allocation over the course of a market cycle through tactical active asset allocation and the selection of a blend of both active and passive collectives from a range of investment managers. The portfolio will aim to have underlying investment costs of half that or less of the MKC Invest Classic Active range at any one time. The selection of managers will be unconstrained to any particular firm(s).

Baseline Benchmark 6:  
60% Morningstar Global All Cap Target Market Exposure  
40% Morningstar Global Core Bond (GBP) Hedged

### Market Overview:

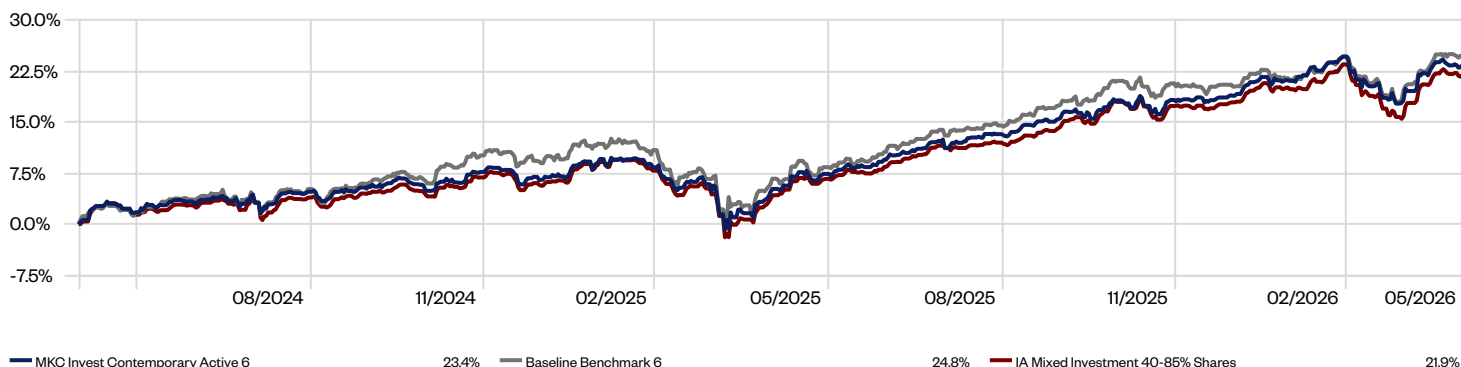
After the weakness of March, equity markets bounced back strongly in April with the MSCI World Index posting its best month since 2020. Equity markets were able to look past the continuing situation in the middle east and resultant inflation concerns and rose on strong company earnings and renewed enthusiasm around the potential of AI.

Bond markets were less buoyant and continue to reflect the fear that inflation will lead to interest rate rises as opposed to the cuts anticipated at the start of the year. These concerns were amplified by the increasing cost of defence in a less stable world which will be funded by further government borrowing.

The UK gilt market was weakened further by political uncertainty as challengers to Prime Minister Starmer began to gather momentum.

### Historic Performance\*

Time Period: 02/05/2024 to 01/05/2026



### Calendar Year Returns\*

Data Point: Return Calculation Benchmark: Baseline Benchmark 6

	2021	2022	2023	2024	2025
MKC Invest Contemporary Active 6	—	—	—	9.90	11.60
Baseline Benchmark 6	10.56	-9.86	11.39	12.92	10.35
IA Mixed Investment 40-85% Shares	11.22	-10.18	8.10	9.29	11.62

### Cumulative Return\*

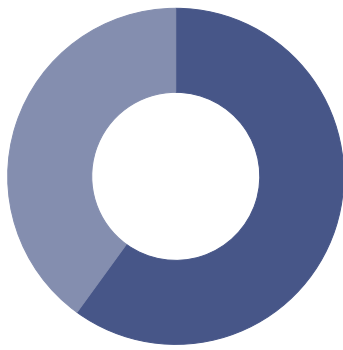
Data Point: Return Calculation Benchmark: Baseline Benchmark 6

	YTD	3 Months	6 Months	1 Year	3 Years	5 Years
MKC Invest Contemporary Active 6	3.79	1.92	4.39	17.84	—	—
Baseline Benchmark 6	3.82	2.95	3.10	17.93	38.43	37.35
IA Mixed Investment 40-85% Shares	3.38	1.72	3.33	17.63	32.03	29.52

\*The performance shown is net of fund and investment management charges. Past performance is not a reliable indicator of future results. This factsheet reflects our desired portfolio, but from time to time fund availability on platforms may cause minor differences. In all cases, portfolios will fully comply with mandates.

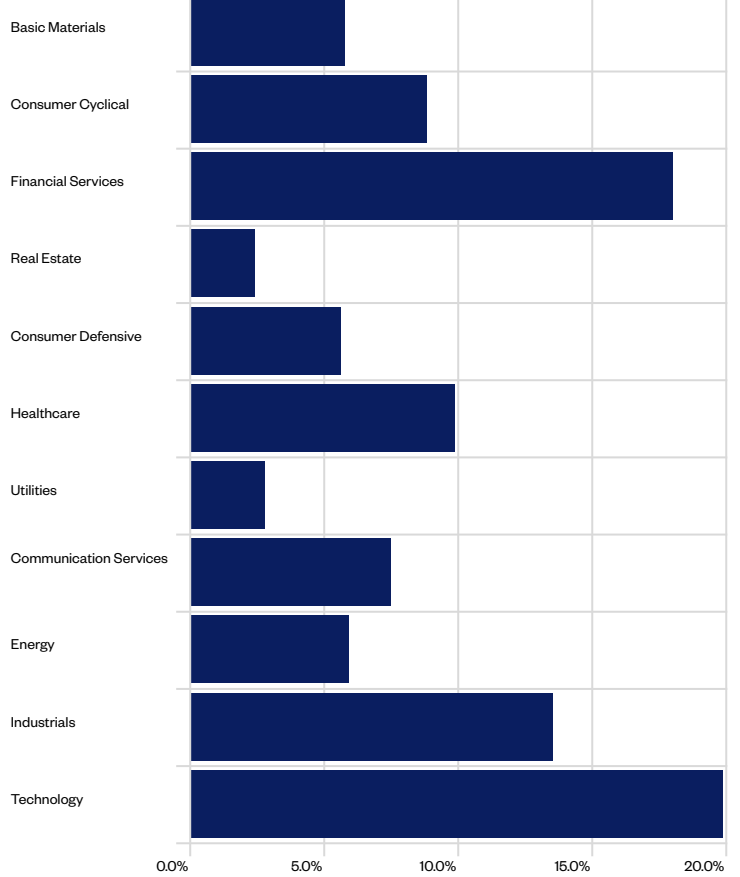
## Asset Allocation - MKC Invest Contemporary Active 6

Portfolio Date: 10/01/2024



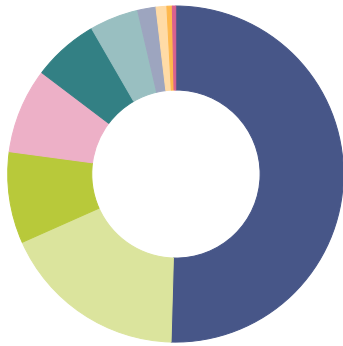
	%
Equity	60.0
Bond	40.0
<b>Total</b>	<b>100.0</b>

## Equity Sector Exposure



## Equity Regional Exposure - MKC Invest Contemporary Active 6

Portfolio Date: 30/04/2026



	%
North America	50.4
Europe dev	17.9
United Kingdom	8.8
Japan	8.2
Asia dev	6.3
Asia emrg	4.7
Latin America	1.8
Africa/Middle East	1.0
Europe emrg	0.5
Australasia	0.3
<b>Total</b>	<b>100.0</b>

## Top 10 Underlying Securities:

Security	Portfolio Weighting %
5 Year Treasury Note Future Mar 26	2.34
NVIDIA Corp	1.24
Apple Inc	1.09
Microsoft Corp	0.97
Taiwan Semiconductor Manufacturing Co Ltd	0.96
Long-Term Euro BTP Future Mar 26	0.91
Long Gilt Future Mar 26	0.79
Alphabet Inc Class A	0.70
Amazon.com Inc	0.61
10 Year Treasury Note Future Mar 26	0.49

## Costs and Charges:

Underlying Fund Costs:	0.26%
DIM Charge:	0.25%
<b>Total Cost:</b>	<b>0.51%</b>

Portfolio performance has been calculated using Morningstar Direct and is believed accurate based on the standard pricing of any underlying investment funds held in the portfolio. In some cases, clients may benefit from additional discounts to those same funds on their chosen custody platform. This will cause differences between actual performance and the performance calculated by Morningstar. We expect in all cases that these differences, where present, will be to investors' advantage.

## Funds:

Funds	Portfolio Weighting %
iShares North American Eq Idx (UK) H Acc	10.50
JPM Global Rsrch Enh Eq Act ETF GBP HAcc	9.00
Orbis OEIC Global Equity Standard	8.00
Aegon Strategic Bond GBP S Acc	6.00
HSBC Global Aggregate Bond S2CHGBP	6.00
JPM Global Govt Shrt Dur Bd C (dist)GBPH	6.00
BNY Mellon Strat Bd F Acc	5.00
Artemis Global Income I Acc	4.50
L&G S&P 500 US Equal Wght Idx I GBP Acc	4.50
Fidelity Index Europe ex UK P Acc	4.00
iShares Emerging Mkts Eq Idx (UK) D Acc	4.00
M&G Emerging Markets Bond GBP I Acc	4.00
M&G Short Dated Corp Bd GBP I Acc	4.00
iShares Japan Equity Index (UK) D Acc	3.50
Artemis SmartGARP European Eq I Acc GBP	3.00
ArtemisFds(Lux) SD Glb HY Bd I GBP Acc H	3.00
Fidelity Index UK P Acc	3.00
JPM EUR IG Corp Bd Act ETF GBP H Acc	3.00
M&G Global Dividend GBP I Acc	2.50
JPM BetaBuilders US TreasuryBdETFGBPHAcc	2.00
Vanguard Glb Corp Bd Idx £ H Acc	2.00
Schroder Global Equity Income W GBP Acc	1.50
L&G UK Gilt 0-5 Year ETF	1.00

## Important Information:

The portfolio is run on a discretionary management basis by MKC Investment Management Ltd (trading as MKC Invest). MKC Investment Management Ltd is a discretionary investment firm authorised and regulated by the Financial Conduct Authority (FRN: 966731). Registered in England No 13475203. Registered office: Walsingham House, 35 Seething Lane, London, EC3N 4AH. Distribution or sharing of this publication is not permitted without authorisation from MKC Investment Management Limited. MKC Investment Management Limited investment portfolios are only available to retail investors who have been provided with a personal recommendation to invest from their financial adviser. The value of investment may go up and down and you may get back less than you invested. All assets are dominated in UK Sterling. The investment or investment service may not be suitable for all recipients of this publication.



# MKC Invest

# Contemporary Active

MKC Invest Contemporary Active 7  
April 2026

Portfolio Objective:

Inception Date: 02.01.2024

MKC Wealth  
Risk Rating

Equity Target

Moderately Adventurous

70%

The MKC Invest Contemporary Active portfolio 7 aims to provide long-term capital growth from a diversified portfolio of collective investments. The portfolio will be managed such that its overall level of investment risk will be suitable for, and in line with the expectations of, an investor at level 7 on the MKC "Baseline" scale of investment risk. The portfolio aims to outperform (net of any investment related costs but not necessarily net of any costs relating to advice or custody) this strategic asset allocation over the course of a market cycle through tactical active asset allocation and the selection of a blend of both active and passive collectives from a range of investment managers. The portfolio will aim to have underlying investment costs of half that or less of the MKC Invest Classic Active range at any one time. The selection of managers will be unconstrained to any particular firm(s).

Baseline Benchmark 7:  
70% Morningstar Global All Cap Target Market Exposure  
30% Morningstar Global Core Bond (GBP) Hedged

### Market Overview:

After the weakness of March, equity markets bounced back strongly in April with the MSCI World Index posting its best month since 2020. Equity markets were able to look past the continuing situation in the middle east and resultant inflation concerns and rose on strong company earnings and renewed enthusiasm around the potential of AI.

Bond markets were less buoyant and continue to reflect the fear that inflation will lead to interest rate rises as opposed to the cuts anticipated at the start of the year. These concerns were amplified by the increasing cost of defence in a less stable world which will be funded by further government borrowing.

The UK gilt market was weakened further by political uncertainty as challengers to Prime Minister Starmer began to gather momentum.

### Historic Performance\*

Time Period: 02/05/2024 to 01/05/2026



### Calendar Year Returns\*

Data Point: Return Calculation Benchmark: Baseline Benchmark 7

	2021	2022	2023	2024	2025
MKC Invest Contemporary Active 7	—	—	—	10.91	12.54
Baseline Benchmark 7	12.74	-9.28	12.34	14.61	11.28
IA Mixed Investment 40-85% Shares	11.22	-10.18	8.10	9.29	11.62

### Cumulative Return\*

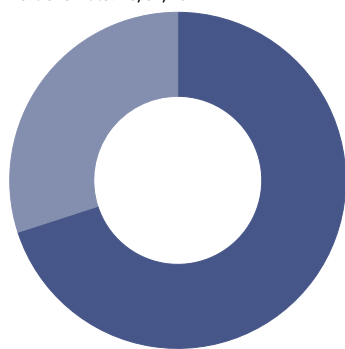
Data Point: Return Calculation Benchmark: Baseline Benchmark 7

	YTD	3 Months	6 Months	1 Year	3 Years	5 Years
MKC Invest Contemporary Active 7	4.32	2.26	4.95	20.19	—	—
Baseline Benchmark 7	4.39	3.43	3.56	20.60	43.40	44.70
IA Mixed Investment 40-85% Shares	3.38	1.72	3.33	17.63	32.03	29.52

\*The performance shown is net of fund and investment management charges. Past performance is not a reliable indicator of future results. This factsheet reflects our desired portfolio, but from time to time fund availability on platforms may cause minor differences. In all cases, portfolios will fully comply with mandates.

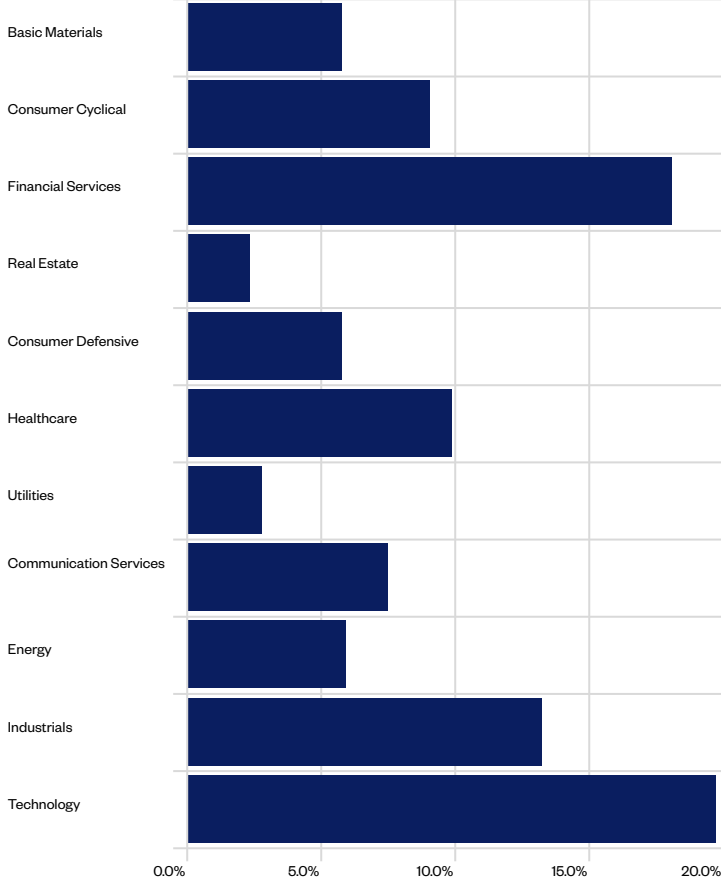
## Asset Allocation - MKC Invest Contemporary Active 7

Portfolio Date: 10/01/2024



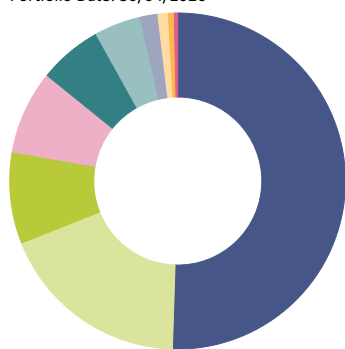
	%
Equity	70.0
Bond	30.0
<b>Total</b>	<b>100.0</b>

## Equity Sector Exposure



## Equity Regional Exposure - MKC Invest Contemporary Active 7

Portfolio Date: 30/04/2026



	%
North America	50.5
Europe dev	18.5
United Kingdom	8.8
Japan	8.0
Asia dev	6.1
Asia emrg	4.5
Latin America	1.7
Africa/Middle East	1.0
Europe emrg	0.6
Australasia	0.3
<b>Total</b>	<b>100.0</b>

## Top 10 Underlying Securities:

Security	Portfolio Weighting %
5 Year Treasury Note Future Mar 26	1.95
NVIDIA Corp	1.47
Apple Inc	1.29
Microsoft Corp	1.18
Taiwan Semiconductor Manufacturing Co Ltd	1.10
Alphabet Inc Class A	0.80
Long-Term Euro BTP Future Mar 26	0.76
Amazon.com Inc	0.73
Long Gilt Future Mar 26	0.66
Meta Platforms Inc Class A	0.58

## Funds:

Funds	Portfolio Weighting %
iShares North American Eq Idx (UK) H Acc	13.00
JPM Global Rsrch Enh Eq Act ETF GBP HAcc	10.00
Orbis OEIC Global Equity Standard	8.50
HSBC Global Aggregate Bond S2CHGBP	5.50
Aegon Strategic Bond GBP S Acc	5.00
Artemis Global Income I Acc	5.00
L&G S&P 500 US Equal Wght Idx I GBP Acc	5.00
Fidelity Index Europe ex UK P Acc	4.50
iShares Emerging Mkts Eq Idx (UK) D Acc	4.50
JPM Global Govt Shrt Dur Bd C (dist)GBPH	4.50
Artemis SmartGARP European Eq I Acc GBP	4.00
BNY Mellon Strat Bd F Acc	4.00
iShares Japan Equity Index (UK) D Acc	4.00
M&G Emerging Markets Bond GBP I Acc	4.00
Fidelity Index UK P Acc	3.50
M&G Global Dividend GBP I Acc	3.50
M&G Short Dated Corp Bd GBP I Acc	3.00
Schroder Global Equity Income W GBP Acc	2.50
ArtemisFds(Lux) SD Glb HY Bd I GBP Acc H	2.00
JPM EUR IG Corp Bd Act ETF GBP H Acc	2.00
JPM BetaBuilders US TreasuryBdETFGBPHAcc	1.00
Vanguard Glb Corp Bd Idx £ H Acc	1.00

## Costs and Charges:

Underlying Fund Costs:	0.27%
DIM Charge:	0.25%
<b>Total Cost:</b>	<b>0.52%</b>

Portfolio performance has been calculated using Morningstar Direct and is believed accurate based on the standard pricing of any underlying investment funds held in the portfolio. In some cases, clients may benefit from additional discounts to those same funds on their chosen custody platform. This will cause differences between actual performance and the performance calculated by Morningstar. We expect in all cases that these differences, where present, will be to investors' advantage.

## Important Information:

The portfolio is run on a discretionary management basis by MKC Investment Management Ltd (trading as MKC Invest). MKC Investment Management Ltd is a discretionary investment firm authorised and regulated by the Financial Conduct Authority (FRN: 966731). Registered in England No 13475203. Registered office: Walsingham House, 35 Seething Lane, London, EC3N 4AH. Distribution or sharing of this publication is not permitted without authorisation from MKC Investment Management Limited. MKC Investment Management Limited investment portfolios are only available to retail investors who have been provided with a personal recommendation to invest from their financial adviser. The value of investment may go up and down and you may get back less than you invested. All assets are dominated in UK Sterling. The investment or investment service may not be suitable for all recipients of this publication.



# MKC Invest

# Contemporary Active

MKC Invest Contemporary Active 8  
April 2026

Portfolio Objective:

Inception Date: 02.01.2024

MKC Wealth  
Risk Rating

Equity Target

Moderately Adventurous

80%

The MKC Invest Contemporary Active portfolio 8 aims to provide long-term capital growth from a diversified portfolio of collective investments. The portfolio will be managed such that its overall level of investment risk will be suitable for, and in line with the expectations of, an investor at level 8 on the MKC "Baseline" scale of investment risk. The portfolio aims to outperform (net of any investment related costs but not necessarily net of any costs relating to advice or custody) this strategic asset allocation over the course of a market cycle through tactical active asset allocation and the selection of a blend of both active and passive collectives from a range of investment managers. The portfolio will aim to have underlying investment costs of half that or less of the MKC Invest Classic Active range at any one time. The selection of managers will be unconstrained to any particular firm(s).

Baseline Benchmark 8:  
80% Morningstar Global All Cap Target Market Exposure  
20% Morningstar Global Core Bond (GBP) Hedged

### Market Overview:

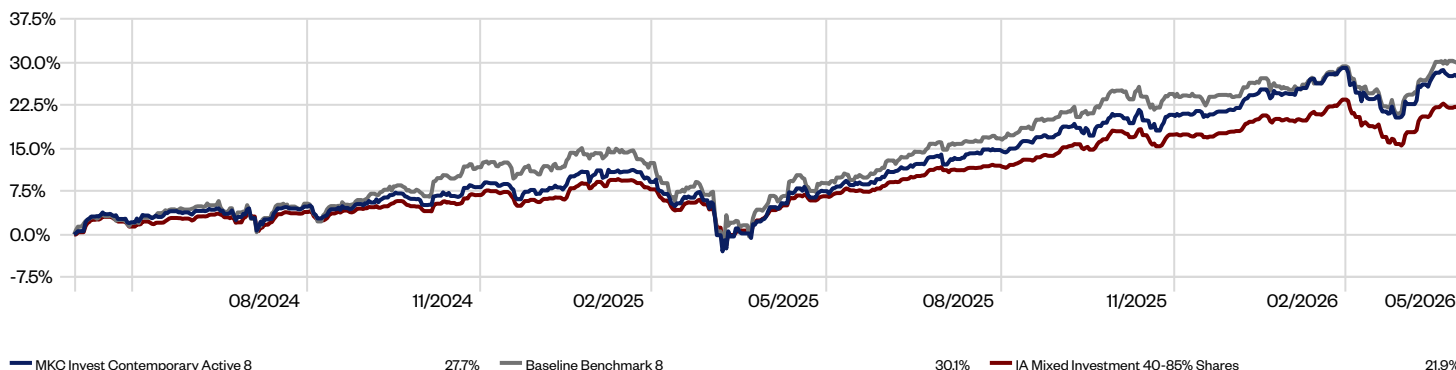
After the weakness of March, equity markets bounced back strongly in April with the MSCI World Index posting its best month since 2020. Equity markets were able to look past the continuing situation in the middle east and resultant inflation concerns and rose on strong company earnings and renewed enthusiasm around the potential of AI.

Bond markets were less buoyant and continue to reflect the fear that inflation will lead to interest rate rises as opposed to the cuts anticipated at the start of the year. These concerns were amplified by the increasing cost of defence in a less stable world which will be funded by further government borrowing.

The UK gilt market was weakened further by political uncertainty as challengers to Prime Minister Starmer began to gather momentum.

### Historic Performance\*

Time Period: 02/05/2024 to 01/05/2026



### Calendar Year Returns\*

Data Point: Return Calculation Benchmark: Baseline Benchmark 8

	2021	2022	2023	2024	2025
MKC Invest Contemporary Active 8	—	—	—	12.08	13.62
Baseline Benchmark 8	14.95	-8.71	13.29	16.32	12.21
IA Mixed Investment 40-85% Shares	11.22	-10.18	8.10	9.29	11.62

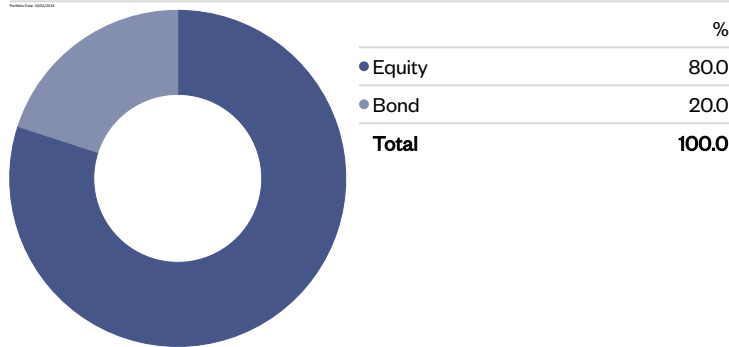
### Cumulative Return\*

Data Point: Return Calculation Benchmark: Baseline Benchmark 8

	YTD	3 Months	6 Months	1 Year	3 Years	5 Years
MKC Invest Contemporary Active 8	4.93	2.59	5.69	22.71	—	—
Baseline Benchmark 8	4.96	3.90	4.02	23.31	48.50	52.38
IA Mixed Investment 40-85% Shares	3.38	1.72	3.33	17.63	32.03	29.52

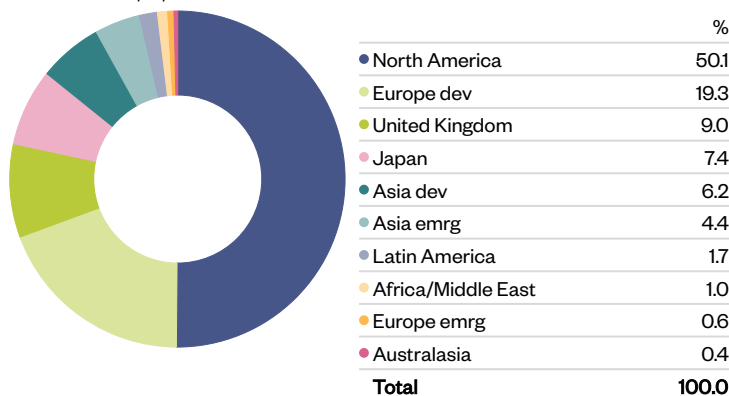
\*The performance shown is net of fund and investment management charges. Past performance is not a reliable indicator of future results. This factsheet reflects our desired portfolio, but from time to time fund availability on platforms may cause minor differences. In all cases, portfolios will fully comply with mandates.

## Asset Allocation - MKC Invest Contemporary Active 8

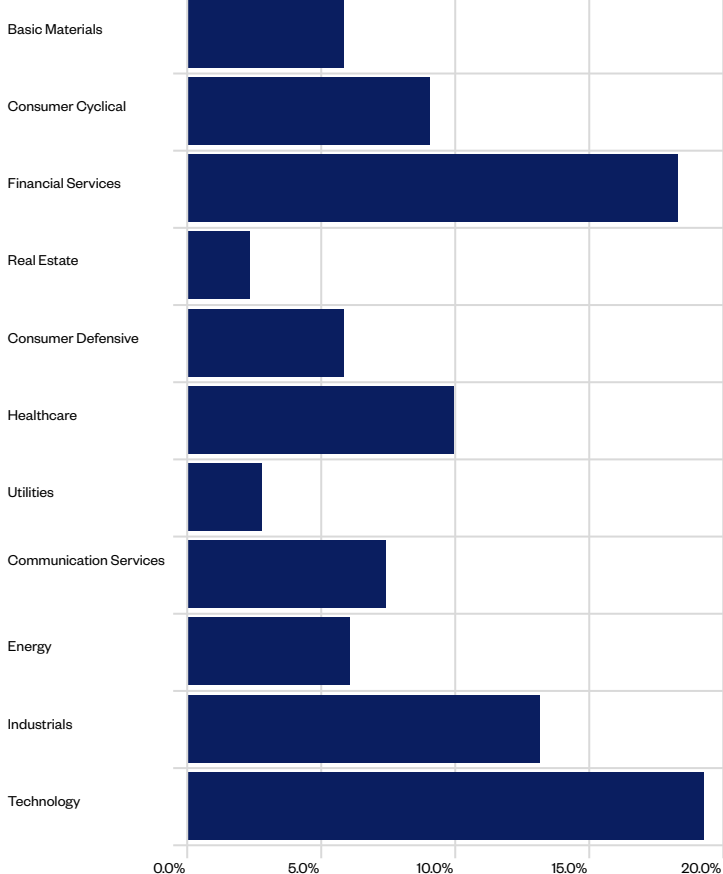


## Equity Regional Exposure - MKC Invest Contemporary Active 8

Portfolio Date: 30/04/2026



## Equity Sector Exposure



## Top 10 Underlying Securities:

	Portfolio Weighting %
NVIDIA Corp	1.62
Apple Inc	1.42
Microsoft Corp	1.34
Taiwan Semiconductor Manufacturing Co Ltd	1.25
5 Year Treasury Note Future Mar 26	1.17
Alphabet Inc Class A	0.88
Amazon.com Inc	0.80
Meta Platforms Inc Class A	0.67
Broadcom Inc	0.56
Corpay Inc	0.54

## Costs and Charges:

Underlying Fund Costs:	0.28%
DIM Charge:	0.25%
Total Cost:	0.53%

Portfolio performance has been calculated using Morningstar Direct and is believed accurate based on the standard pricing of any underlying investment funds held in the portfolio. In some cases, clients may benefit from additional discounts to those same funds on their chosen custody platform. This will cause differences between actual performance and the performance calculated by Morningstar. We expect in all cases that these differences, where present, will be to investors' advantage.

## Funds:

Funds	Portfolio Weighting %
iShares North American Eq Idx (UK) H Acc	13.50
JPM Global Rsrch Enh Eq Act ETF GBP HAcc	12.00
Orbis OEIC Global Equity Standard	9.50
Artemis Global Income I Acc	6.00
L&G S&P 500 US Equal Wght Idx I GBP Acc	6.00
Artemis SmartGARP European Eq I Acc GBP	5.00
Fidelity Index Europe ex UK P Acc	5.00
HSBC Global Aggregate Bond S2CHGBP	5.00
iShares Emerging Mkts Eq Idx (UK) D Acc	5.00
M&G Global Dividend GBP I Acc	4.50
Fidelity Index UK P Acc	4.00
iShares Japan Equity Index (UK) D Acc	4.00
Schroder Global Equity Income W GBP Acc	3.50
Aegon Strategic Bond GBP S Acc	3.00
BNY Mellon Strat Bd F Acc	3.00
JPM Global Govt Shrt Dur Bd C (dist)GBPH	3.00
M&G Emerging Markets Bond GBP I Acc	3.00
JPM EUR IG Corp Bd Aot ETF GBP H Acc	2.00
ArtemisFds(Lux) SD Glb HY Bd I GBP Acc H	1.00
M&G Short Dated Corp Bd GBP I Acc	1.00
Vanguard Glb Corp Bd Idx £ H Acc	1.00

## Important Information:

The portfolio is run on a discretionary management basis by MKC Investment Management Ltd (trading as MKC Invest). MKC Investment Management Ltd is a discretionary investment firm authorised and regulated by the Financial Conduct Authority (FRN: 966731). Registered in England No 13475203. Registered office: Walsingham House, 35 Seething Lane, London, EC3N 4AH. Distribution or sharing of this publication is not permitted without authorisation from MKC Investment Management Limited. MKC Investment Management Limited investment portfolios are only available to retail investors who have been provided with a personal recommendation to invest from their financial adviser. The value of investment may go up and down and you may get back less than you invested. All assets are dominated in UK Sterling. The investment or investment service may not be suitable for all recipients of this publication.



# MKC Invest

# Contemporary Active

MKC Invest Contemporary Active 9  
April 2026

Portfolio Objective:

Inception Date: 02.01.2024

MKC Wealth  
Risk Rating

Equity Target

Adventurous

90%

The MKC Invest Contemporary Active portfolio 9 aims to provide long-term capital growth from a diversified portfolio of collective investments. The portfolio will be managed such that its overall level of investment risk will be suitable for, and in line with the expectations of, an investor at level 9 on the MKC "Baseline" scale of investment risk. The portfolio aims to outperform (net of any investment related costs but not necessarily net of any costs relating to advice or custody) this strategic asset allocation over the course of a market cycle through tactical active asset allocation and the selection of a blend of both active and passive collectives from a range of investment managers. The portfolio will aim to have underlying investment costs of half that or less of the MKC Invest Classic Active range at any one time. The selection of managers will be unconstrained to any particular firm(s).

Baseline Benchmark 9:  
90% Morningstar Global All Cap Target Market Exposure  
10% Morningstar Global Core Bond (GBP) Hedged

### Market Overview:

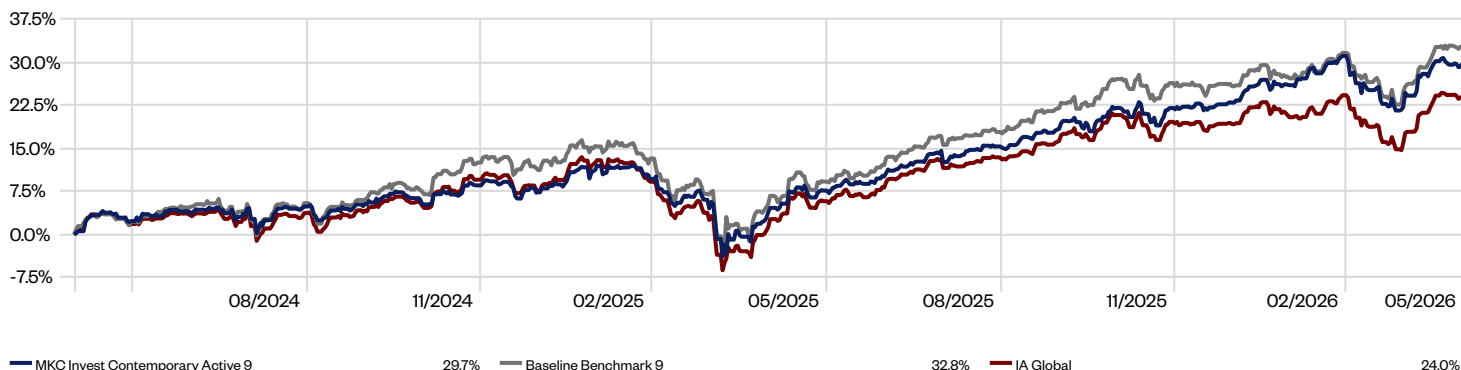
After the weakness of March, equity markets bounced back strongly in April with the MSCI World Index posting its best month since 2020. Equity markets were able to look past the continuing situation in the middle east and resultant inflation concerns and rose on strong company earnings and renewed enthusiasm around the potential of AI.

Bond markets were less buoyant and continue to reflect the fear that inflation will lead to interest rate rises as opposed to the cuts anticipated at the start of the year. These concerns were amplified by the increasing cost of defence in a less stable world which will be funded by further government borrowing.

The UK gilt market was weakened further by political uncertainty as challengers to Prime Minister Starmer began to gather momentum.

### Historic Performance\*

Time Period: 02/05/2024 to 01/05/2026



### Calendar Year Returns\*

Data Point: Return Calculation Benchmark: Baseline Benchmark 9

	2021	2022	2023	2024	2025
MKC Invest Contemporary Active 9	—	—	—	13.11	14.54
Baseline Benchmark 9	17.20	-8.15	14.24	18.04	13.13
IA Global	17.57	-11.34	12.66	13.86	10.82

### Cumulative Return\*

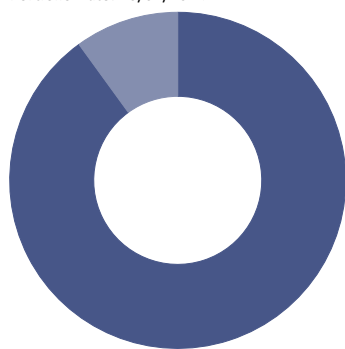
Data Point: Return Calculation Benchmark: Baseline Benchmark 9

	YTD	3 Months	6 Months	1 Year	3 Years	5 Years
MKC Invest Contemporary Active 9	5.50	2.94	6.28	24.91	—	—
Baseline Benchmark 9	5.52	4.37	4.47	26.06	53.73	60.38
IA Global	4.04	2.98	2.65	22.46	40.94	41.97

\*The performance shown is net of fund and investment management charges. Past performance is not a reliable indicator of future results. This factsheet reflects our desired portfolio, but from time to time fund availability on platforms may cause minor differences. In all cases, portfolios will fully comply with mandates.

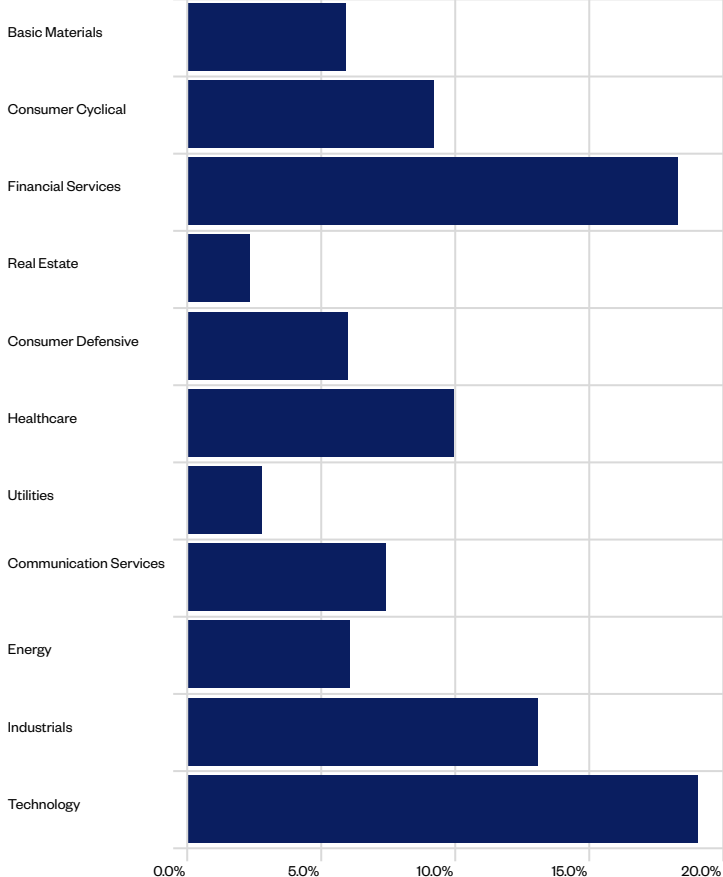
## Asset Allocation - MKC Invest Contemporary Active 9

Portfolio Date: 10/01/2024



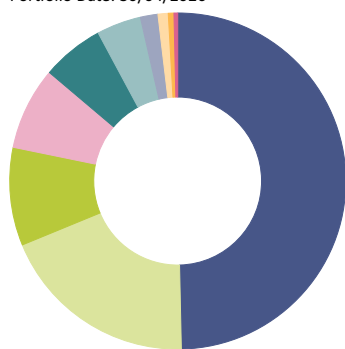
	%
Equity	90.0
Bond	10.0
<b>Total</b>	<b>100.0</b>

## Equity Sector Exposure



## Equity Regional Exposure - MKC Invest Contemporary Active 9

Portfolio Date: 30/04/2026



	%
North America	49.7
Europe dev	19.1
United Kingdom	9.4
Japan	7.9
Asia dev	6.0
Asia emrg	4.3
Latin America	1.7
Africa/Middle East	1.0
Europe emrg	0.5
Australasia	0.4
<b>Total</b>	<b>100.0</b>

## Top 10 Underlying Securities:

Security	Portfolio Weighting %
NVIDIA Corp	1.81
Apple Inc	1.59
Microsoft Corp	1.53
Taiwan Semiconductor Manufacturing Co Ltd	1.37
Alphabet Inc Class A	0.96
Amazon.com Inc	0.90
5 Year Treasury Note Future Mar 26	0.78
Meta Platforms Inc Class A	0.77
Broadcom Inc	0.63
Alphabet Inc Class C	0.57

## Funds:

Funds	Portfolio Weighting %
iShares North American Eq Idx (UK) H Acc	15.50
JPM Global Rsrch Enh Eq Act ETF GBP HAcc	13.00
Orbis OEIC Global Equity Standard	9.50
Artemis Global Income I Acc	7.00
L&G S&P 500 US Equal Wght Idx I GBP Acc	6.50
Fidelity Index Europe ex UK P Acc	6.00
iShares Emerging Mkts Eq Idx (UK) D Acc	5.50
M&G Global Dividend GBP I Acc	5.50
Artemis SmartGARP European Eq I Acc GBP	5.00
Fidelity Index UK P Acc	5.00
iShares Japan Equity Index (UK) D Acc	5.00
Schroder Global Equity Income W GBP Acc	4.50
Aegon Strategic Bond GBP S Acc	2.00
BNY Mellon Strat Bd F Acc	2.00
HSBC Global Aggregate Bond S2CHGBP	2.00
M&G Emerging Markets Bond GBP I Acc	2.00
JPM EUR IG Corp Bd Act ETF GBP H Acc	1.00
JPM Global Govt Shrt Dur Bd C (dist)GBPH	1.00
M&G Short Dated Corp Bd GBP I Acc	1.00
Vanguard Glb Corp Bd Idx £ H Acc	1.00

## Costs and Charges:

Underlying Fund Costs:	0.28%
DIM Charge:	0.25%
<b>Total Cost:</b>	<b>0.53%</b>

Portfolio performance has been calculated using Morningstar Direct and is believed accurate based on the standard pricing of any underlying investment funds held in the portfolio. In some cases, clients may benefit from additional discounts to those same funds on their chosen custody platform. This will cause differences between actual performance and the performance calculated by Morningstar. We expect in all cases that these differences, where present, will be to investors' advantage.

## Important Information:

The portfolio is run on a discretionary management basis by MKC Investment Management Ltd (trading as MKC Invest). MKC Investment Management Ltd is a discretionary investment firm authorised and regulated by the Financial Conduct Authority (FRN: 966731). Registered in England No 13475203. Registered office: Walsingham House, 35 Seething Lane, London, EC3N 4AH. Distribution or sharing of this publication is not permitted without authorisation from MKC Investment Management Limited. MKC Investment Management Limited investment portfolios are only available to retail investors who have been provided with a personal recommendation to invest from their financial adviser. The value of investment may go up and down and you may get back less than you invested. All assets are dominated in UK Sterling. The investment or investment service may not be suitable for all recipients of this publication.

Source: Morningstar Direct



# MKC Invest

# Contemporary Active

MKC Invest Contemporary Active 10  
April 2026

Portfolio Objective:

Inception Date: 02.01.2024

MKC Wealth  
Risk Rating

Equity Target

Adventurous

100%

The MKC Invest Contemporary Active portfolio 10 aims to provide long-term capital growth from a diversified portfolio of collective investments. The portfolio will be managed such that its overall level of investment risk will be suitable for, and in line with the expectations of, an investor at level 10 on the MKC "Baseline" scale of investment risk. The portfolio aims to outperform (net of any investment related costs but not necessarily net of any costs relating to advice or custody) this strategic asset allocation over the course of a market cycle through tactical active asset allocation and the selection of a blend of both active and passive collectives from a range of investment managers. The portfolio will aim to have underlying investment costs of half that or less of the MKC Invest Classic Active range at any one time. The selection of managers will be unconstrained to any particular firm(s).

Baseline Benchmark 10:  
100% Morningstar Global All Cap Target Market Exposure

### Market Overview:

After the weakness of March, equity markets bounced back strongly in April with the MSCI World Index posting its best month since 2020. Equity markets were able to look past the continuing situation in the middle east and resultant inflation concerns and rose on strong company earnings and renewed enthusiasm around the potential of AI.

Bond markets were less buoyant and continue to reflect the fear that inflation will lead to interest rate rises as opposed to the cuts anticipated at the start of the year. These concerns were amplified by the increasing cost of defence in a less stable world which will be funded by further government borrowing.

The UK gilt market was weakened further by political uncertainty as challengers to Prime Minister Starmer began to gather momentum.

### Historic Performance\*

Time Period: 02/05/2024 to 01/05/2026



### Calendar Year Returns\*

Data Point: Return Calculation Benchmark: Baseline Benchmark 10

	2021	2022	2023	2024	2025
MKC Invest Contemporary Active 10	—	—	—	14.17	15.69
Baseline Benchmark 10	19.48	-7.60	15.20	19.78	14.04
IA Global	17.57	-11.34	12.66	13.86	10.82


### Cumulative Return\*

Data Point: Return Calculation Benchmark: Baseline Benchmark 10

	YTD	3 Months	6 Months	1 Year	3 Years	5 Years
MKC Invest Contemporary Active 10	6.11	3.36	6.91	27.45	—	—
Baseline Benchmark 10	6.08	4.84	4.92	28.85	59.10	68.72
IA Global	4.04	2.98	2.65	22.46	40.94	41.97

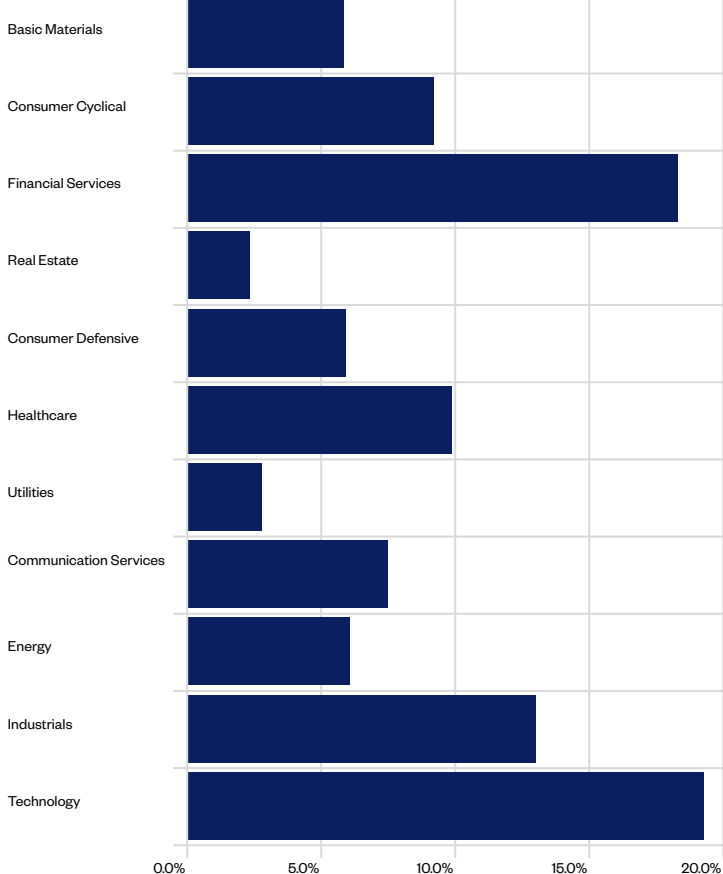
\*The performance shown is net of fund and investment management charges. Past performance is not a reliable indicator of future results. This factsheet reflects our desired portfolio, but from time to time fund availability on platforms may cause minor differences. In all cases, portfolios will fully comply with mandates.

## Asset Allocation - MKC Invest Contemporary Active 10



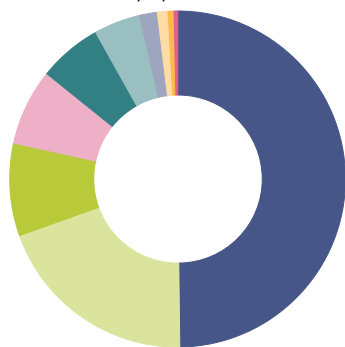
	%
Equity	100.0
<b>Total</b>	<b>100.0</b>

## Equity Sector Exposure



## Equity Regional Exposure - MKC Invest Contemporary Active 10

Portfolio Date: 30/04/2026



	%
North America	49.8
Europe dev	19.7
United Kingdom	8.9
Japan	7.3
Asia dev	6.1
Asia emrg	4.5
Latin America	1.7
Africa/Middle East	1.0
Europe emrg	0.6
Australasia	0.3
<b>Total</b>	<b>100.0</b>

## Top 10 Underlying Securities:

Security	Portfolio Weighting %
NVIDIA Corp	2.04
Apple Inc	1.80
Microsoft Corp	1.71
Taiwan Semiconductor Manufacturing Co Ltd	1.58
Alphabet Inc Class A	1.09
Amazon.com Inc	1.01
Meta Platforms Inc Class A	0.86
Broadcom Inc	0.71
Alphabet Inc Class C	0.65
Corpay Inc	0.62

## Funds:

Funds	Portfolio Weighting %
iShares North American Eq Idx (UK) H Acc	18.00
JPM Global Rsrch Enh Eq Act ETF GBP HAcc	14.00
Orbis OEIC Global Equity Standard	11.00
Artemis Global Income I Acc	7.50
Fidelity Index Europe ex UK P Acc	7.00
L&G S&P 500 US Equal Wght Idx I GBP Acc	7.00
iShares Emerging Mkts Eq Idx (UK) D Acc	6.50
Artemis SmartGARP European Eq I Acc GBP	6.00
M&G Global Dividend GBP I Acc	6.00
Fidelity Index UK P Acc	5.00
iShares Japan Equity Index (UK) D Acc	5.00
Schroder Global Equity Income W GBP Acc	5.00
HSBC Global Aggregate Bond S2CHGBP	2.00

## Costs and Charges:

Underlying Fund Costs:	0.27%
DIM Charge:	0.25%
<b>Total Cost:</b>	<b>0.52%</b>

Portfolio performance has been calculated using Morningstar Direct and is believed accurate based on the standard pricing of any underlying investment funds held in the portfolio. In some cases, clients may benefit from additional discounts to those same funds on their chosen custody platform. This will cause differences between actual performance and the performance calculated by Morningstar. We expect in all cases that these differences, where present, will be to investors' advantage.

## Important Information:

The portfolio is run on a discretionary management basis by MKC Investment Management Ltd (trading as MKC Invest). MKC Investment Management Ltd is a discretionary investment firm authorised and regulated by the Financial Conduct Authority (FRN: 966731). Registered in England No 13475203. Registered office: Walsingham House, 35 Seething Lane, London, EC3N 4AH. Distribution or sharing of this publication is not permitted without authorisation from MKC Investment Management Limited. MKC Investment Management Limited investment portfolios are only available to retail investors who have been provided with a personal recommendation to invest from their financial adviser. The value of investment may go up and down and you may get back less than you invested. All assets are dominated in UK Sterling. The investment or investment service may not be suitable for all recipients of this publication.

Source: Morningstar Direct