



MKC Invest

Cleaner Future

MKC Invest Cleaner Future 4
April 2026

Portfolio Objective:

Inception Date: 02.01.2024

MKC Wealth
Risk Rating

Equity Target

Moderately Cautious

40%

The MKC Invest Cleaner Future Portfolio 4 targets long-term capital growth and measurable reductions in greenhouse gas emissions through a diversified portfolio of collective investments. The portfolio's primary objective is to reduce Scope 1 and 2 emissions, relative to the benchmark, from underlying companies and/or governments, while also considering Scope 3 and 4 emissions where practical. The portfolio will be managed to align with level 4 on the MKC "Baseline" risk scale. It aims to outperform its benchmark (net of investment related costs, excluding advice or custody fees) over a market cycle via tactical asset allocation and selection of predominantly active funds. Fund selection must support the emissions objectives.

Baseline Benchmark 4:
40% Morningstar Global All Cap Target Market Exposure
60% Morningstar Global Core Bond (GBP) Hedged

Market Overview:

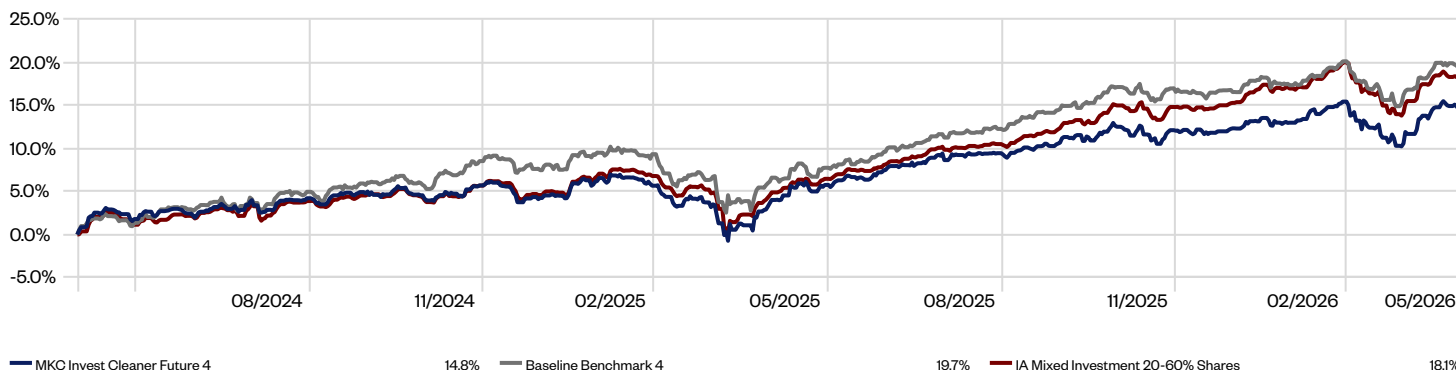
After the weakness of March, equity markets bounced back strongly in April with the MSCI World Index posting its best month since 2020. Equity markets were able to look past the continuing situation in the middle east and resultant inflation concerns and rose on strong company earnings and renewed enthusiasm around the potential of AI.

Bond markets were less buoyant and continue to reflect the fear that inflation will lead to interest rate rises as opposed to the cuts anticipated at the start of the year. These concerns were amplified by the increasing cost of defence in a less stable world which will be funded by further government borrowing.

The UK gilt market was weakened further by political uncertainty as challengers to Prime Minister Starmer began to gather momentum.

Historic Performance*

Time Period: 02/05/2024 to 01/05/2026



Calendar Year Returns*

Data Point: Return Calculation Benchmark: Baseline Benchmark 4

	2021	2022	2023	2024	2025
MKC Invest Cleaner Future 4	—	—	—	4.98	7.76
Baseline Benchmark 4	6.30	-11.03	9.51	9.59	8.45
IA Mixed Investment 20-60% Shares	6.31	-9.67	6.86	6.55	10.24

Cumulative Return*

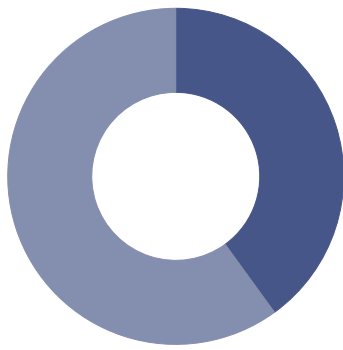
Data Point: Return Calculation Benchmark: Baseline Benchmark 4

	YTD	3 Months	6 Months	1 Year	3 Years	5 Years
MKC Invest Cleaner Future 4	2.19	1.60	2.03	10.76	—	—
Baseline Benchmark 4	2.68	1.98	2.16	12.73	28.89	23.56
IA Mixed Investment 20-60% Shares	2.40	0.95	2.67	12.92	25.32	19.32

*The performance shown is net of fund and investment management charges. Past performance is not a reliable indicator of future results. This factsheet reflects our desired portfolio, but from time to time fund availability on platforms may cause minor differences. In all cases, portfolios will fully comply with mandates.

Asset Allocation - MKC Invest Cleaner Future 4

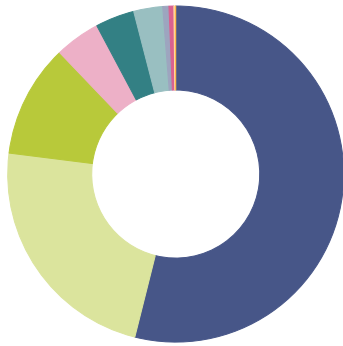
Portfolio Date: 10/01/2024



	%
Equity	40.0
Bond	60.0
Total	100.0

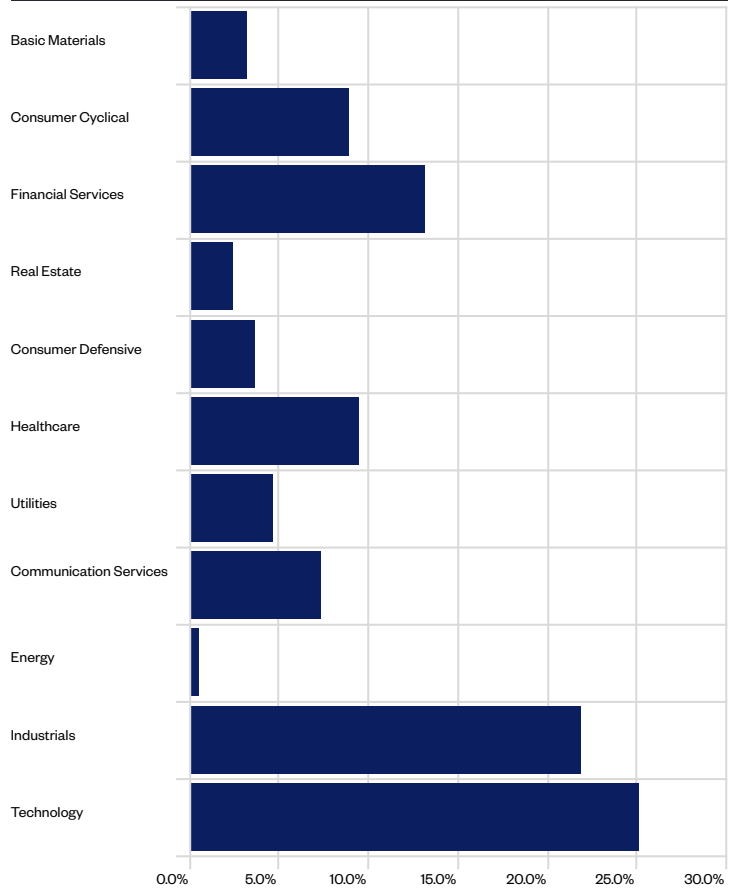
Equity Regional Exposure - MKC Invest Cleaner Future 4

Portfolio Date: 30/04/2026



	%
North America	53.9
Europe dev	23.1
United Kingdom	10.9
Japan	4.4
Asia dev	3.8
Asia emrg	2.8
Latin America	0.6
Australasia	0.5
Africa/Middle East	0.1
Europe emrg	0.0
Total	100.0

Equity Sector Exposure



Top 10 Underlying Securities:

Security	Portfolio Weighting %
Euro Bobl Future June 26	2.12
United Kingdom of Great Britain and Northern Ireland 4.125%	1.77
NVIDIA Corp	1.42
United Kingdom of Great Britain and Northern Ireland 1.5%	0.89
Microsoft Corp	0.80
United Kingdom of Great Britain and Northern Ireland 0.625%	0.56
Apple Inc	0.55
United Kingdom of Great Britain and Northern Ireland 4.25%	0.54
United Kingdom of Great Britain and Northern Ireland 4.5%	0.50
United Kingdom of Great Britain and Northern Ireland 4.75%	0.50

Funds:

Funds	Portfolio Weighting %
Schroder Sustainable Bond L GBP Acc	13.00
Aegon Glb Shrt Dtd Clmt Transition £S Acc	10.00
TrinityBridge Select Fixed Income X ACC	10.00
Janus Henderson Global Sust Eq I Acc	9.00
M&G ESG Scrn Glb Corp Bd Fd GBP I Acc	8.00
Rathbone Ethical Bond Fund I Acc	8.00
BNY Mellon Strat Bd F Acc	7.00
L&G Fut Wld ESG Tilted & Optd Nrth Aml dx I £ Acc	7.00
Schroder Global Sust Val Eq I Cap	6.50
JPM Climate Change Solu C (dist) - GBP	5.50
T. Rowe Price Global Impact Crdt C Acc	5.00
EdenTree Sustainable Eurp Eq B Inc	4.00
EdenTree Green Impact Infrs B Inc	3.00
Liontrust Global Innovation M Acc GBP	2.00
TM Castlefield Thoughtful UK Smr Coms Glnc	2.00

Underlying Portfolio Emissions:

Baseline Benchmark 4: 180.9 tCO2e/\$1m
Cleaner Future 4: 67.8 tCO2e/\$1m

We calculate Scope 1 and 2 emissions as tonnes of CO₂-equivalent per \$1m of corporate revenue, covering six greenhouse gases. Cleaner Future 4 shows 63% lower emissions than the portfolio's unadjusted benchmark. Source: Dorey Financial Modelling (31/03/26).

Costs and Charges:

Underlying Fund Costs: 0.51%
DIM Charge: 0.20%
Total Cost: 0.71%

Portfolio performance has been calculated using Morningstar Direct and is believed accurate based on the standard pricing of any underlying investment funds held in the portfolio. In some cases, clients may benefit from additional discounts to those same funds on their chosen custody platform. This will cause differences between actual performance and the performance calculated by Morningstar. We expect in all cases that these differences, where present, will be to investors' advantage.

Important Information:

The portfolio is run on a discretionary management basis by MKC Investment Management Ltd (trading as MKC Invest). MKC Investment Management Ltd is a discretionary investment firm authorised and regulated by the Financial Conduct Authority (FRN: 966731). Registered in England No 13475203. Registered office: Walsingham House, 35 Seething Lane, London, EC3N 4AH. Distribution or sharing of this publication is not permitted without authorisation from MKC Investment Management Limited. MKC Investment Management Limited investment portfolios are only available to retail investors who have been provided with a personal recommendation to invest from their financial adviser. The value of investment may go up and down and you may get back less than you invested. All assets are dominated in UK Sterling. The investment or investment service may not be suitable for all recipients of this publication.

Source: Morningstar Direct



MKC Invest

Cleaner Future

MKC Invest Cleaner Future 5
April 2026

Portfolio Objective:

Inception Date: 02.01.2024

MKC Wealth
Risk Rating

Equity Target

Balanced

50%

The MKC Invest Cleaner Future Portfolio 5 targets long-term capital growth and measurable reductions in greenhouse gas emissions through a diversified portfolio of collective investments. The portfolio's primary objective is to reduce Scope 1 and 2 emissions, relative to the benchmark, from underlying companies and/or governments, while also considering Scope 3 and 4 emissions where practical. The portfolio will be managed to align with level 5 on the MKC "Baseline" risk scale. It aims to outperform its benchmark (net of investment related costs, excluding advice or custody fees) over a market cycle via tactical asset allocation and selection of predominantly active funds. Fund selection must support the emissions objectives.

Baseline Benchmark 5:
50% Morningstar Global All Cap Target Market Exposure
50% Morningstar Global Core Bond (GBP) Hedged

Market Overview:

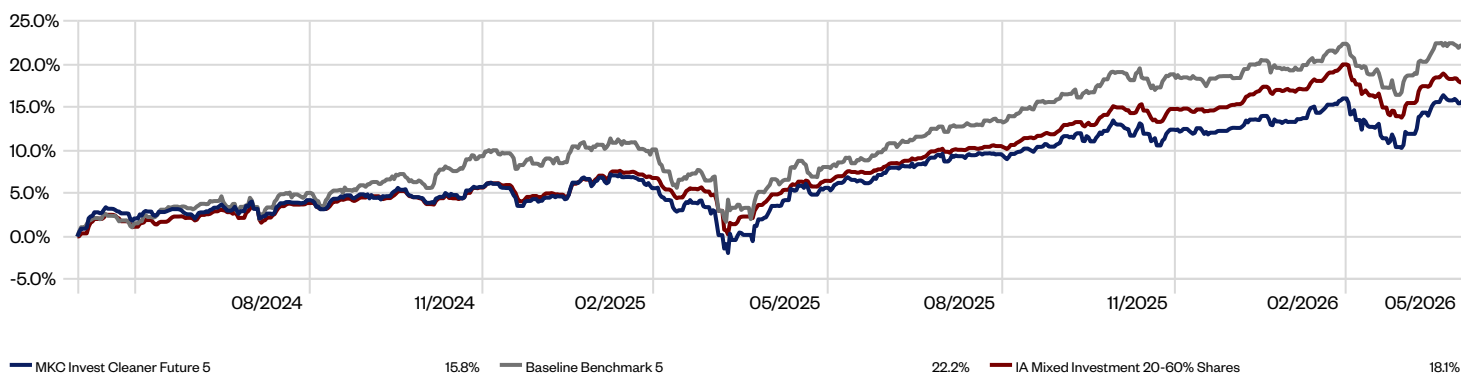
After the weakness of March, equity markets bounced back strongly in April with the MSCI World Index posting its best month since 2020. Equity markets were able to look past the continuing situation in the middle east and resultant inflation concerns and rose on strong company earnings and renewed enthusiasm around the potential of AI.

Bond markets were less buoyant and continue to reflect the fear that inflation will lead to interest rate rises as opposed to the cuts anticipated at the start of the year. These concerns were amplified by the increasing cost of defence in a less stable world which will be funded by further government borrowing.

The UK gilt market was weakened further by political uncertainty as challengers to Prime Minister Starmer began to gather momentum.

Historic Performance*

Time Period: 02/05/2024 to 01/05/2026



Calendar Year Returns*

Data Point: Return Calculation Benchmark: Baseline Benchmark 5

	2021	2022	2023	2024	2025
MKC Invest Cleaner Future 5	—	—	—	5.31	8.14
Baseline Benchmark 5	8.42	-10.44	10.45	11.25	9.40
IA Mixed Investment 20-60% Shares	6.31	-9.67	6.86	6.55	10.24

Cumulative Return*

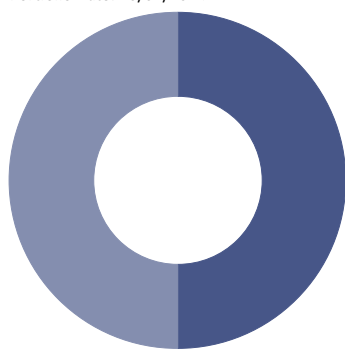
Data Point: Return Calculation Benchmark: Baseline Benchmark 5

	YTD	3 Months	6 Months	1 Year	3 Years	5 Years
MKC Invest Cleaner Future 5	2.77	2.14	2.42	12.32	—	—
Baseline Benchmark 5	3.25	2.46	2.63	15.31	33.60	30.31
IA Mixed Investment 20-60% Shares	2.40	0.95	2.67	12.92	25.32	19.32

*The performance shown is net of fund and investment management charges. Past performance is not a reliable indicator of future results. This factsheet reflects our desired portfolio, but from time to time fund availability on platforms may cause minor differences. In all cases, portfolios will fully comply with mandates.

Asset Allocation - MKC Invest Cleaner Future 5

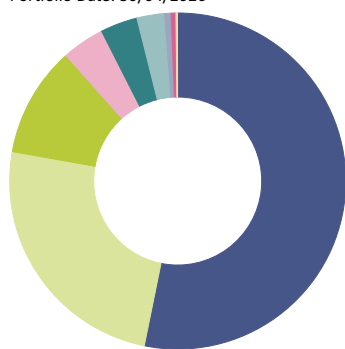
Portfolio Date: 10/01/2024



	%
Equity	50.0
Bond	50.0
Total	100.0

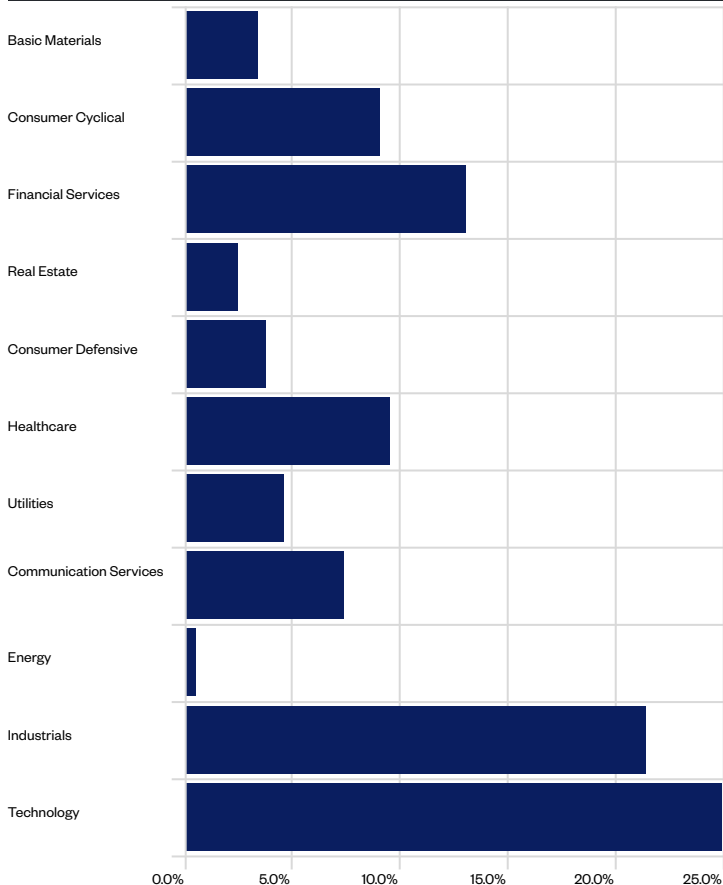
Equity Regional Exposure - MKC Invest Cleaner Future 5

Portfolio Date: 30/04/2026



	%
North America	53.2
Europe dev	24.6
United Kingdom	10.6
Japan	4.1
Asia dev	3.6
Asia emrg	2.6
Latin America	0.6
Australasia	0.5
Africa/Middle East	0.1
Europe emrg	0.0
Total	100.0

Equity Sector Exposure



Top 10 Underlying Securities:

Security	Portfolio Weighting %
NVIDIA Corp	1.71
Euro Bobl Future June 26	1.63
United Kingdom of Great Britain and Northern Ireland 4.125%	1.45
Microsoft Corp	0.95
United Kingdom of Great Britain and Northern Ireland 1.5%	0.78
Apple Inc	0.70
United Kingdom of Great Britain and Northern Ireland 0.625%	0.50
Greencoat Renewables	0.50
Taiwan Semiconductor Manufacturing Co Ltd	0.49
United Kingdom of Great Britain and Northern Ireland 4.25%	0.48

Funds:

Funds	Portfolio Weighting %
Janus Henderson Global Sust Eq I Acc	10.00
Schroder Sustainable Bond L GBP Acc	10.00
L&G Fut Wld ESG Tilted & Optd Nth Amd x L & Acc	9.00
TrinityBridge Select Fixed Income X ACC	9.00
Aegon Glb Shrt Dtd Clmt Transition £S Acc	8.50
Schroder Global Sust Val Eq I Cap	7.50
M&G ESG Scrn Glb Corp Bd Fd GBP I Acc	7.00
Rathbone Ethical Bond Fund I Acc	7.00
JPM Climate Change Solu C (dist) - GBP	6.50
BNY Mellon Strat Bd F Acc	6.00
EdenTree Sustainable Eurp Eq B Inc	6.00
EdenTree Green Impact Infrs B Inc	4.00
T. Rowe Price Global Impact Crdt C Acc	4.00
Liontrust Global Innovation M Acc GBP	3.00
TM Castlefield Thoughtful UK Smr Coms G Inc	2.50

Underlying Portfolio Emissions:

Baseline Benchmark 5: 171.0 tCO₂e/\$1m
Cleaner Future 5: 66.5 tCO₂e/\$1m

We calculate Scope 1 and 2 emissions as tonnes of CO₂-equivalent per \$1m of corporate revenue, covering six greenhouse gases. Cleaner Future 5 shows 61% lower emissions than the portfolio's unadjusted benchmark. Source: Dorey Financial Modelling (31/03/26).

Costs and Charges:

Underlying Fund Costs: 0.54%
DIM Charge: 0.20%
Total Cost: 0.74%

Portfolio performance has been calculated using Morningstar Direct and is believed accurate based on the standard pricing of any underlying investment funds held in the portfolio. In some cases, clients may benefit from additional discounts to those same funds on their chosen custody platform. This will cause differences between actual performance and the performance calculated by Morningstar. We expect in all cases that these differences, where present, will be to investors' advantage.

Important Information:

The portfolio is run on a discretionary management basis by MKC Investment Management Ltd (trading as MKC Invest). MKC Investment Management Ltd is a discretionary investment firm authorised and regulated by the Financial Conduct Authority (FRN: 966731). Registered in England No 13475203. Registered office: Walsingham House, 35 Seething Lane, London, EC3N 4AH. Distribution or sharing of this publication is not permitted without authorisation from MKC Investment Management Limited. MKC Investment Management Limited investment portfolios are only available to retail investors who have been provided with a personal recommendation to invest from their financial adviser. The value of investment may go up and down and you may get back less than you invested. All assets are dominated in UK Sterling. The investment or investment service may not be suitable for all recipients of this publication.

Source: Morningstar Direct

MKC Invest Cleaner Future 6
April 2026

MKC Wealth
Risk Rating

Equity Target

Portfolio Objective:

Inception Date: 02.01.2024

Balanced

60%

The MKC Invest Cleaner Future Portfolio 6 targets long-term capital growth and measurable reductions in greenhouse gas emissions through a diversified portfolio of collective investments. The portfolio's primary objective is to reduce Scope 1 and 2 emissions, relative to the benchmark, from underlying companies and/or governments, while also considering Scope 3 and 4 emissions where practical. The portfolio will be managed to align with level 6 on the MKC "Baseline" risk scale. It aims to outperform its benchmark (net of investment related costs, excluding advice or custody fees) over a market cycle via tactical asset allocation and selection of predominantly active funds. Fund selection must support the emissions objectives.

Baseline Benchmark 6:
60% Morningstar Global All Cap Target Market Exposure
40% Morningstar Global Core Bond (GBP) Hedged

Market Overview:

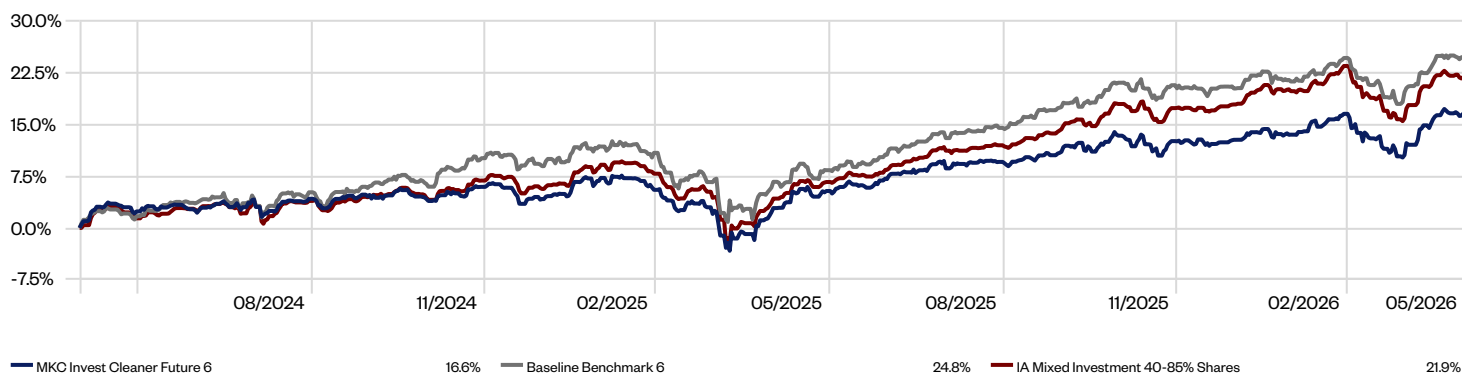
After the weakness of March, equity markets bounced back strongly in April with the MSCI World Index posting its best month since 2020. Equity markets were able to look past the continuing situation in the middle east and resultant inflation concerns and rose on strong company earnings and renewed enthusiasm around the potential of AI.

Bond markets were less buoyant and continue to reflect the fear that inflation will lead to interest rate rises as opposed to the cuts anticipated at the start of the year. These concerns were amplified by the increasing cost of defence in a less stable world which will be funded by further government borrowing.

The UK gilt market was weakened further by political uncertainty as challengers to Prime Minister Starmer began to gather momentum.

Historic Performance*

Time Period: 02/05/2024 to 01/05/2026



Calendar Year Returns*

Data Point: Return Calculation Benchmark: Baseline Benchmark 6

	2021	2022	2023	2024	2025
MKC Invest Cleaner Future 6	—	—	—	5.81	8.26
Baseline Benchmark 6	10.56	-9.86	11.39	12.92	10.35
IA Mixed Investment 40-85% Shares	11.22	-10.18	8.10	9.29	11.62

Cumulative Return*

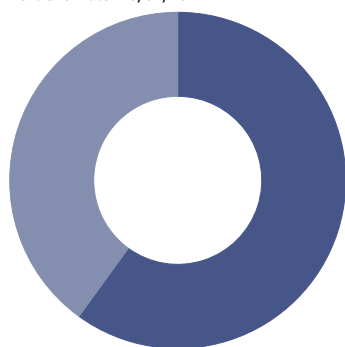
Data Point: Return Calculation Benchmark: Baseline Benchmark 6

	YTD	3 Months	6 Months	1 Year	3 Years	5 Years
MKC Invest Cleaner Future 6	3.39	2.70	2.84	14.03	—	—
Baseline Benchmark 6	3.82	2.95	3.10	17.93	38.43	37.35
IA Mixed Investment 40-85% Shares	3.38	1.72	3.33	17.63	32.03	29.52

*The performance shown is net of fund and investment management charges. Past performance is not a reliable indicator of future results. This factsheet reflects our desired portfolio, but from time to time fund availability on platforms may cause minor differences. In all cases, portfolios will fully comply with mandates.

Asset Allocation - MKC Invest Cleaner Future 6

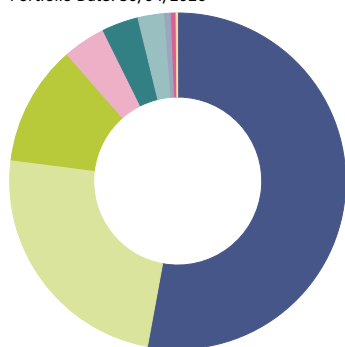
Portfolio Date: 10/01/2024



	%
Equity	60.0
Bond	40.0
Total	100.0

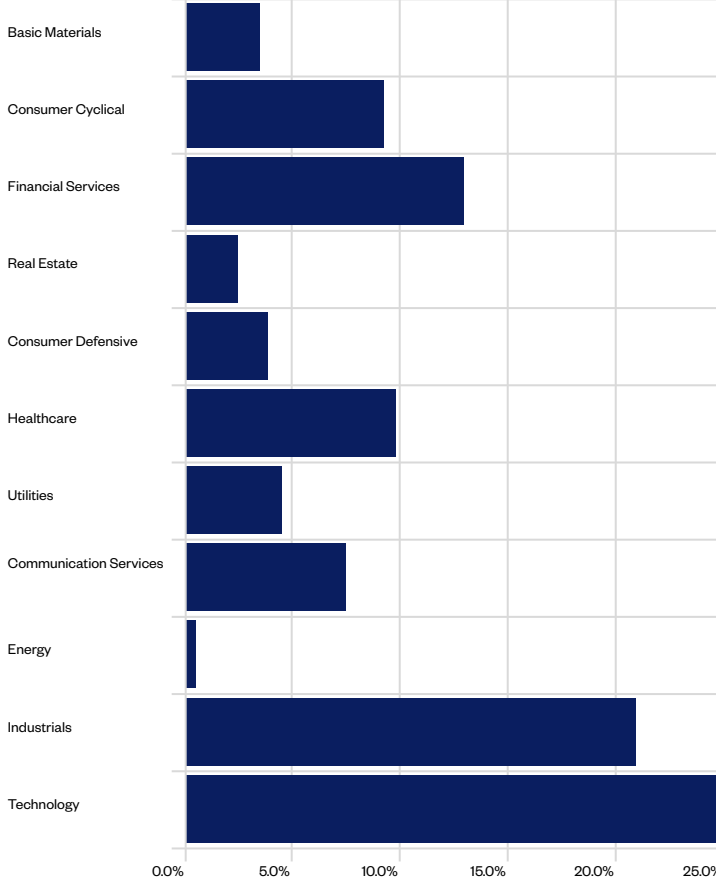
Equity Regional Exposure - MKC Invest Cleaner Future 6

Portfolio Date: 30/04/2026



	%
North America	52.9
Europe dev	24.1
United Kingdom	11.6
Japan	4.1
Asia dev	3.5
Asia emrg	2.5
Latin America	0.6
Australasia	0.5
Africa/Middle East	0.1
Europe emrg	0.0
Total	100.0

Equity Sector Exposure



Top 10 Underlying Securities:

Security	Portfolio Weighting %
NVIDIA Corp	1.99
Euro Bobl Future June 26	1.46
United Kingdom of Great Britain and Northern Ireland 4.125%	1.23
Microsoft Corp	1.10
Apple Inc	0.86
Greencoat Renewables	0.61
United Kingdom of Great Britain and Northern Ireland 1.5%	0.57
Taiwan Semiconductor Manufacturing Co Ltd	0.54
National Grid PLC	0.48
Broadcom Inc	0.48

Funds:

Funds	Portfolio Weighting %
Janus Henderson Global Sust Eq I Acc	11.00
L&G Fut Wld ESGTilted&OptdNrthAmdxl&Acc	11.00
Schroder Global Sust Val Eq I Cap	9.50
Schroder Sustainable Bond L GBPAcc	9.00
JPM Climate Change Solu C (dist) - GBP	7.50
EdenTree Sustainable Eurp Eq B Inc	7.00
TrinityBridge Select Fixed Income X ACC	7.00
Aegon Glb Shrt Dtd Clmt Transition £SAcc	6.50
M&G ESG Scrn Glb Corp Bd Fd GBP I Acc	6.00
BNY Mellon Strat Bd F Acc	5.00
EdenTree Green Impact Infras B Inc	5.00
Rathbone Ethical Bond Fund I Acc	5.00
Liontrust Global Innovation M Acc GBP	4.00
TM Castlefield Thoughtful UKSmrComsGInc	3.50
T. Rowe Price Global Impact Crdt C Acc	3.00

Underlying Portfolio Emissions:

Baseline Benchmark 6: 161.1 tCO₂e/\$1m
 Cleaner Future 6: 64.1 tCO₂e/\$1m

We calculate Scope 1 and 2 emissions as tonnes of CO₂-equivalent per \$1m of corporate revenue, covering six greenhouse gases. Cleaner Future 6 shows 60% lower emissions than the portfolio's unadjusted benchmark. Source: Dorey Financial Modelling (31/03/26).

Costs and Charges:

Underlying Fund Costs: 0.57%
 DIM Charge: 0.20%
 Total Cost: 0.77%

Portfolio performance has been calculated using Morningstar Direct and is believed accurate based on the standard pricing of any underlying investment funds held in the portfolio. In some cases, clients may benefit from additional discounts to those same funds on their chosen custody platform. This will cause differences between actual performance and the performance calculated by Morningstar. We expect in all cases that these differences, where present, will be to investors' advantage.

Important Information:

The portfolio is run on a discretionary management basis by MKC Investment Management Ltd (trading as MKC Invest). MKC Investment Management Ltd is a discretionary investment firm authorised and regulated by the Financial Conduct Authority (FRN: 966731). Registered in England No 13475203. Registered office: Walsingham House, 35 Seething Lane, London, EC3N 4AH. Distribution or sharing of this publication is not permitted without authorisation from MKC Investment Management Limited. MKC Investment Management Limited investment portfolios are only available to retail investors who have been provided with a personal recommendation to invest from their financial adviser. The value of investment may go up and down and you may get back less than you invested. All assets are dominated in UK Sterling. The investment or investment service may not be suitable for all recipients of this publication.

Source: Morningstar Direct

MKC Invest Cleaner Future 7
April 2026

Portfolio Objective:

Inception Date: 02.01.2024

MKC Wealth
Risk Rating

Equity Target

Moderately Adventurous

70%

The MKC Invest Cleaner Future Portfolio 7 targets long-term capital growth and measurable reductions in greenhouse gas emissions through a diversified portfolio of collective investments. The portfolio's primary objective is to reduce Scope 1 and 2 emissions, relative to the benchmark, from underlying companies and/or governments, while also considering Scope 3 and 4 emissions where practical. The portfolio will be managed to align with level 7 on the MKC "Baseline" risk scale. It aims to outperform its benchmark (net of investment related costs, excluding advice or custody fees) over a market cycle via tactical asset allocation and selection of predominantly active funds. Fund selection must support the emissions objectives.

Baseline Benchmark 7:
70% Morningstar Global All Cap Target Market Exposure
30% Morningstar Global Core Bond (GBP) Hedged

Market Overview:

After the weakness of March, equity markets bounced back strongly in April with the MSCI World Index posting its best month since 2020. Equity markets were able to look past the continuing situation in the middle east and resultant inflation concerns and rose on strong company earnings and renewed enthusiasm around the potential of AI.

Bond markets were less buoyant and continue to reflect the fear that inflation will lead to interest rate rises as opposed to the cuts anticipated at the start of the year. These concerns were amplified by the increasing cost of defence in a less stable world which will be funded by further government borrowing.

The UK gilt market was weakened further by political uncertainty as challengers to Prime Minister Starmer began to gather momentum.

Historic Performance*

Time Period: 02/05/2024 to 01/05/2026



Calendar Year Returns*

Data Point: Return Calculation Benchmark: Baseline Benchmark 7

	2021	2022	2023	2024	2025
MKC Invest Cleaner Future 7	—	—	—	5.94	8.64
Baseline Benchmark 7	12.74	-9.28	12.34	14.61	11.28
IA Mixed Investment 40-85% Shares	11.22	-10.18	8.10	9.29	11.62

Cumulative Return*

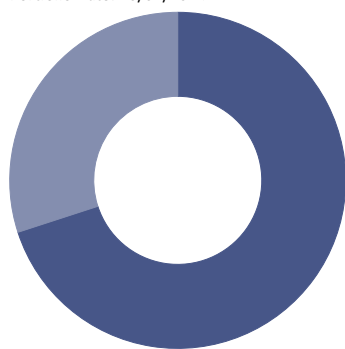
Data Point: Return Calculation Benchmark: Baseline Benchmark 7

	YTD	3 Months	6 Months	1 Year	3 Years	5 Years
MKC Invest Cleaner Future 7	4.04	3.21	3.36	15.74	—	—
Baseline Benchmark 7	4.39	3.43	3.56	20.60	43.40	44.70
IA Mixed Investment 40-85% Shares	3.38	1.72	3.33	17.63	32.03	29.52

*The performance shown is net of fund and investment management charges. Past performance is not a reliable indicator of future results. This factsheet reflects our desired portfolio, but from time to time fund availability on platforms may cause minor differences. In all cases, portfolios will fully comply with mandates.

Asset Allocation - MKC Invest Cleaner Future 7

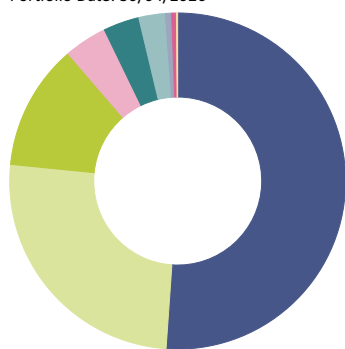
Portfolio Date: 10/01/2024



	%
Equity	70.0
Bond	30.0
Total	100.0

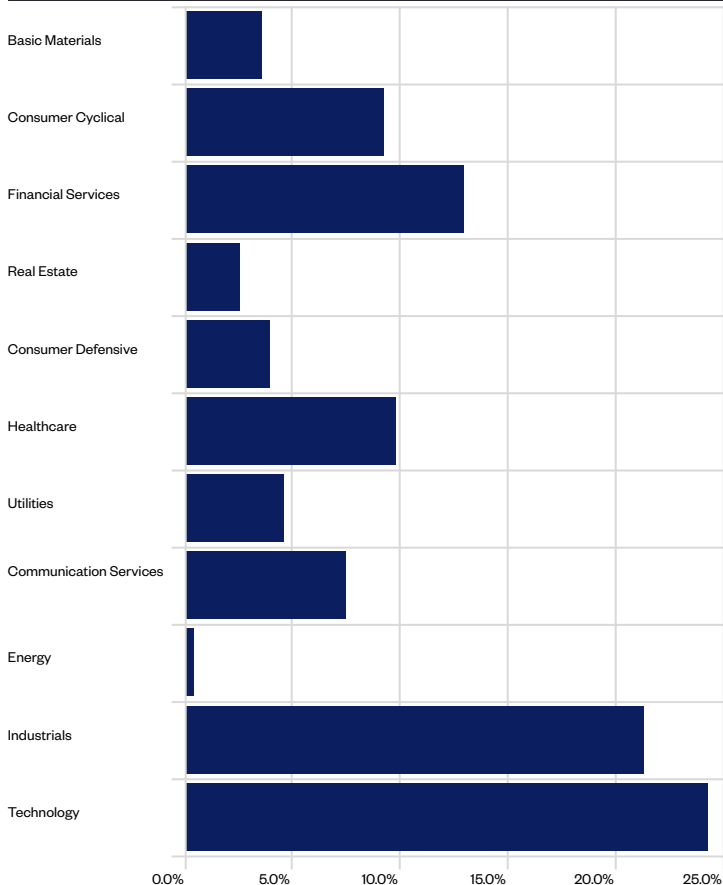
Equity Regional Exposure - MKC Invest Cleaner Future 7

Portfolio Date: 30/04/2026



	%
North America	51.1
Europe dev	25.5
United Kingdom	12.1
Japan	4.1
Asia dev	3.5
Asia emrg	2.5
Latin America	0.6
Australasia	0.5
Africa/Middle East	0.1
Europe emrg	0.0
Total	100.0

Equity Sector Exposure



Top 10 Underlying Securities:

Security	Portfolio Weighting %
NVIDIA Corp	2.25
Microsoft Corp	1.25
Euro Bobl Future June 26	1.14
Apple Inc	0.94
United Kingdom of Great Britain and Northern Ireland 4.125%	0.92
Greencoat Renewables	0.75
Taiwan Semiconductor Manufacturing Co Ltd	0.63
National Grid PLC	0.58
TE Connectivity PLC Registered Shares	0.56
McKesson Corp	0.54

Funds:

Fund	Portfolio Weighting %
Janus Henderson Global Sust Eq I Acc	13.00
L&G Fut Wld ESGTilted&OptdNrthAmdlxl&Acc	12.00
Schroder Global Sust Val Eq I Cap	11.00
EdenTree Sustainable Eurp Eq B Inc	9.00
JPM Climate Change Solu C (dist) - GBP	9.00
Schroder Sustainable Bond L GBP Acc	7.00
EdenTree Green Impact Infrs B Inc	6.00
Aegon Glb Shrt Dtd Clmt Transition £S Acc	5.50
M&G ESG Scrn Glb Corp Bd Fd GBP I Acc	5.00
TrinityBridge Select Fixed Income X ACC	5.00
TM Castlefield Thoughtful UKSmlrComsGInc	4.50
BNY Mellon Strat Bd F Acc	4.00
Liontrust Global Innovation M Acc GBP	4.00
Rathbone Ethical Bond Fund I Acc	3.00
T. Rowe Price Global Impact Crdt C Acc	2.00

Underlying Portfolio Emissions:

Baseline Benchmark 7: 151.2 tCO₂e/\$1m
 Cleaner Future 7: 62.5 tCO₂e/\$1m

We calculate Scope 1 and 2 emissions as tonnes of CO₂-equivalent per \$1m of corporate revenue, covering six greenhouse gases. Cleaner Future 7 shows 59% lower emissions than the portfolio's unadjusted benchmark. Source: Dorey Financial Modelling (31/03/26).

Costs and Charges:

Underlying Fund Costs: 0.60%
 DIM Charge: 0.20%
 Total Cost: 0.80%

Portfolio performance has been calculated using Morningstar Direct and is believed accurate based on the standard pricing of any underlying investment funds held in the portfolio. In some cases, clients may benefit from additional discounts to those same funds on their chosen custody platform. This will cause differences between actual performance and the performance calculated by Morningstar. We expect in all cases that these differences, where present, will be to investors' advantage.

Important Information:

The portfolio is run on a discretionary management basis by MKC Investment Management Ltd (trading as MKC Invest). MKC Investment Management Ltd is a discretionary investment firm authorised and regulated by the Financial Conduct Authority (FRN: 966731). Registered in England No 13475203. Registered office: Walsingham House, 35 Seething Lane, London, EC3N 4AH. Distribution or sharing of this publication is not permitted without authorisation from MKC Investment Management Limited. MKC Investment Management Limited investment portfolios are only available to retail investors who have been provided with a personal recommendation to invest from their financial adviser. The value of investment may go up and down and you may get back less than you invested. All assets are dominated in UK Sterling. The investment or investment service may not be suitable for all recipients of this publication.

Source: Morningstar Direct



MKC Invest

Cleaner Future

MKC Invest Cleaner Future 8
April 2026

Portfolio Objective:

Inception Date: 02.01.2024

MKC Wealth
Risk Rating

Equity Target

Moderately Adventurous

80%

The MKC Invest Cleaner Future Portfolio 8 targets long-term capital growth and measurable reductions in greenhouse gas emissions through a diversified portfolio of collective investments. The portfolio's primary objective is to reduce Scope 1 and 2 emissions, relative to the benchmark, from underlying companies and/or governments, while also considering Scope 3 and 4 emissions where practical. The portfolio will be managed to align with level 8 on the MKC "Baseline" risk scale. It aims to outperform its benchmark (net of investment related costs, excluding advice or custody fees) over a market cycle via tactical asset allocation and selection of predominantly active funds. Fund selection must support the emissions objectives.

Baseline Benchmark 8:
80% Morningstar Global All Cap Target Market Exposure
20% Morningstar Global Core Bond (GBP) Hedged

Market Overview:

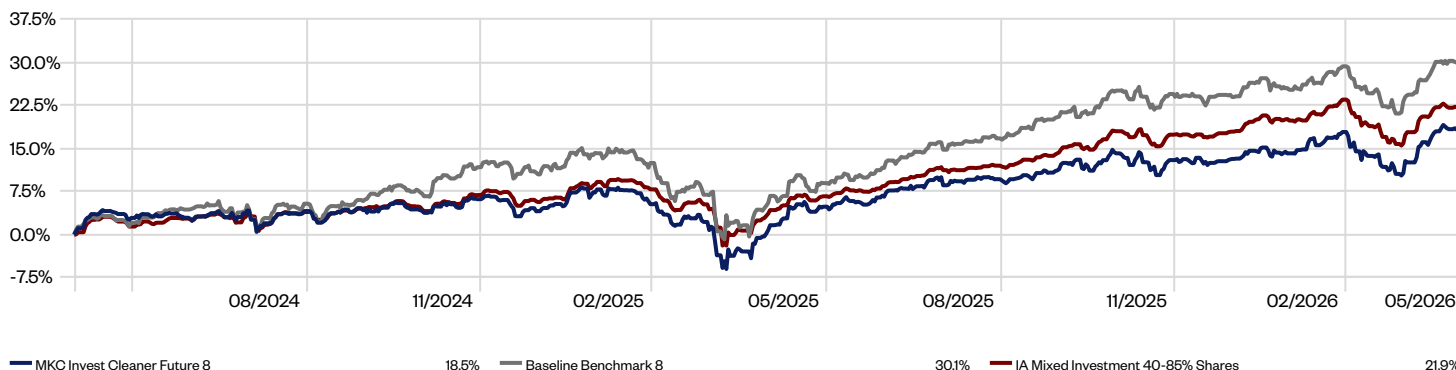
After the weakness of March, equity markets bounced back strongly in April with the MSCI World Index posting its best month since 2020. Equity markets were able to look past the continuing situation in the middle east and resultant inflation concerns and rose on strong company earnings and renewed enthusiasm around the potential of AI.

Bond markets were less buoyant and continue to reflect the fear that inflation will lead to interest rate rises as opposed to the cuts anticipated at the start of the year. These concerns were amplified by the increasing cost of defence in a less stable world which will be funded by further government borrowing.

The UK gilt market was weakened further by political uncertainty as challengers to Prime Minister Starmer began to gather momentum.

Historic Performance*

Time Period: 02/05/2024 to 01/05/2026



Calendar Year Returns*

Data Point: Return Calculation Benchmark: Baseline Benchmark 8

	2021	2022	2023	2024	2025
MKC Invest Cleaner Future 8	—	—	—	6.40	8.75
Baseline Benchmark 8	14.95	-8.71	13.29	16.32	12.21
IA Mixed Investment 40-85% Shares	11.22	-10.18	8.10	9.29	11.62

Cumulative Return*

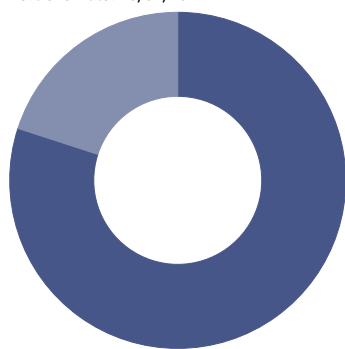
Data Point: Return Calculation Benchmark: Baseline Benchmark 8

	YTD	3 Months	6 Months	1 Year	3 Years	5 Years
MKC Invest Cleaner Future 8	4.66	3.76	3.77	17.55	—	—
Baseline Benchmark 8	4.96	3.90	4.02	23.31	48.50	52.38
IA Mixed Investment 40-85% Shares	3.38	1.72	3.33	17.63	32.03	29.52

*The performance shown is net of fund and investment management charges. Past performance is not a reliable indicator of future results. This factsheet reflects our desired portfolio, but from time to time fund availability on platforms may cause minor differences. In all cases, portfolios will fully comply with mandates.

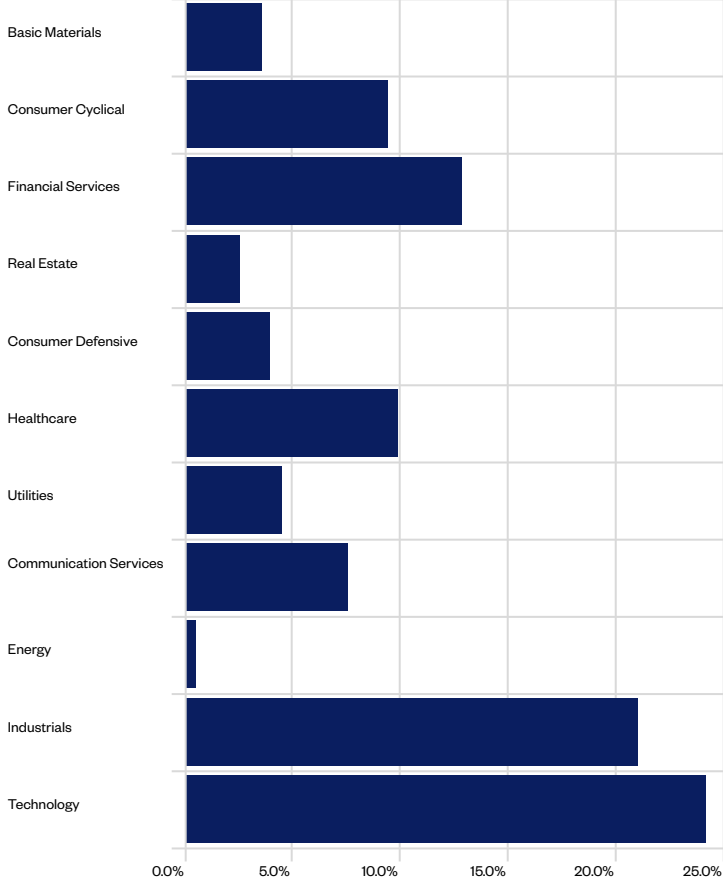
Asset Allocation - MKC Invest Cleaner Future 8

Portfolio Date: 10/01/2024



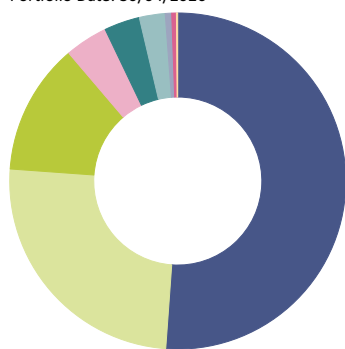
	%
Equity	80.0
Bond	20.0
Total	100.0

Equity Sector Exposure



Equity Regional Exposure - MKC Invest Cleaner Future 8

Portfolio Date: 30/04/2026



	%
North America	51.1
Europe dev	25.0
United Kingdom	12.6
Japan	4.1
Asia dev	3.4
Asia emrg	2.5
Latin America	0.6
Australasia	0.4
Africa/Middle East	0.1
Europe emrg	0.0
Total	100.0

Top 10 Underlying Securities:

Security	Portfolio Weighting %
NVIDIA Corp	2.54
Microsoft Corp	1.40
Apple Inc	1.09
Euro Bobl Future June 26	0.98
Greencoat Renewables	0.86
United Kingdom of Great Britain and Northern Ireland 4.125%	0.70
Taiwan Semiconductor Manufacturing Co Ltd	0.68
National Grid PLC	0.66
TE Connectivity PLC Registered Shares	0.61
Broadcom Inc	0.60

Funds:

Fund	Portfolio Weighting %
Janus Henderson Global Sust Eq I Acc	14.00
L&G Fut Wld ESGTilted&OptdNrthAmdxl&Acc	14.00
Schroder Global Sust Val Eq I Cap	13.00
EdenTree Sustainable Eurp Eq B Inc	10.00
JPM Climate Change Solu C (dist) - GBP	10.00
EdenTree Green Impact Infrs B Inc	7.00
Schroder Sustainable Bond L GBPACC	6.00
TM Castlefield Thoughtful UKSmrComsGlnC	5.50
Liontrust Global Innovation M Acc GBP	5.00
Aegon Glb Shrt Dtd Clmt Transition £SACC	4.50
M&G ESG Scrn Glb Corp Bd Fd GBP I Acc	3.00
TrinityBridge Select Fixed Income X ACC	3.00
BNY Mellon Strat Bd F Acc	2.00
Rathbone Ethical Bond Fund I Acc	2.00
T. Rowe Price Global Impact Crdt C Acc	1.00

Underlying Portfolio Emissions:

Baseline Benchmark 8: 141.3 tCO2e/\$1m
Cleaner Future 8: 58.9 tCO2e/\$1m

We calculate Scope 1 and 2 emissions as tonnes of CO₂-equivalent per \$1m of corporate revenue, covering six greenhouse gases. Cleaner Future 8 shows 58% lower emissions than the portfolio's unadjusted benchmark. Source: Dorey Financial Modelling (31/03/26).

Costs and Charges:

Underlying Fund Costs: 0.63%
DIM Charge: 0.20%
Total Cost: 0.83%

Portfolio performance has been calculated using Morningstar Direct and is believed accurate based on the standard pricing of any underlying investment funds held in the portfolio. In some cases, clients may benefit from additional discounts to those same funds on their chosen custody platform. This will cause differences between actual performance and the performance calculated by Morningstar. We expect in all cases that these differences, where present, will be to investors' advantage.

Important Information:

The portfolio is run on a discretionary management basis by MKC Investment Management Ltd (trading as MKC Invest). MKC Investment Management Ltd is a discretionary investment firm authorised and regulated by the Financial Conduct Authority (FRN: 966731). Registered in England No 13475203. Registered office: Walsingham House, 35 Seething Lane, London, EC3N 4AH. Distribution or sharing of this publication is not permitted without authorisation from MKC Investment Management Limited. MKC Investment Management Limited investment portfolios are only available to retail investors who have been provided with a personal recommendation to invest from their financial adviser. The value of investment may go up and down and you may get back less than you invested. All assets are dominated in UK Sterling. The investment or investment service may not be suitable for all recipients of this publication.

Source: Morningstar Direct