



Tracking Tomorrow

MKC Invest Tracking Tomorrow 10
May 2025

Portfolio Objective:

Inception Date: 02.01.2024

MKC Wealth
Risk Rating

Equity Target

Adventurous

100%

The MKC Invest Tracking Tomorrow portfolio 10 aims to provide very long-term capital growth from a diversified portfolio of collective investments. The portfolio will be managed such that its overall level of investment risk will be suitable for, and in line with the expectations of, an investor at level 10 on the MKC "Baseline" scale of investment risk. The portfolio aims to outperform (net of any investment related costs but not necessarily net of any costs relating to advice or custody) this strategic asset allocation over the course of at least two full market cycles through the adoption of a long-term tactical asset allocation derived from credible research and projections about future global stock market capitalisations. The underlying collective investments will be index tracking funds except in exceptional circumstances where suitable index tracking funds cannot be purchased. The selection of index-tracking collectives will be unconstrained to any particular firm (s).

Baseline Benchmark 10:
100% Morningstar Global Target Market Exposure

Market Overview:

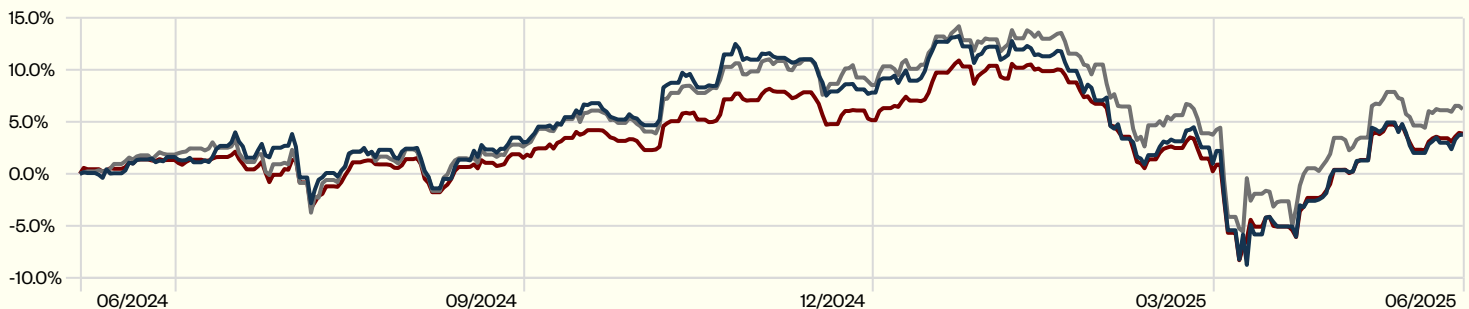
Equity markets delivered a strong performance in May, supported by moderating rhetoric around trade tariffs and broadly positive corporate earnings. While volatility remained elevated—particularly during episodes such as the brief threat of additional tariffs on Europe, which were quickly delayed—overall sentiment improved markedly compared to the previous month.

As a result, equities posted one of their strongest months in recent times, with developed markets returning 6%. Having previously fallen the furthest, the US led the recovery, though gains were broad-based, with all major indices firmly in positive territory.

In contrast, bond yields rose over the month, driven largely by fiscal concerns in the US—a situation compounded by Moody's decision to lower its credit rating—and by weak demand for longer-dated sovereign debt more generally. There was some respite late in the month as trade tensions and inflation fears eased, but yields nevertheless ended the period marginally higher.

Historic Performance*

Time Period: 06/06/2024 to 05/06/2025



Calendar Year Returns*

Data Point: Return Calculation Benchmark: Baseline Benchmark 10

	2020	2021	2022	2023	2024
MKC Invest Tracking Tomorrow 10	—	—	—	—	15.83
Baseline Benchmark 10	13.04	19.48	-7.60	15.20	19.78
IA Global	14.81	17.57	-11.34	12.66	13.86

Cumulative Return*


Data Point: Return Calculation Benchmark: Baseline Benchmark 10

	YTD	3 Months	6 Months	1 Year	3 Years	5 Years
MKC Invest Tracking Tomorrow 10	-3.76	-0.55	-6.77	3.78	—	—
Baseline Benchmark 10	-2.15	-1.36	-3.93	6.23	31.64	67.55
IA Global	-1.23	-0.65	-3.79	3.88	23.42	49.91

*The performance shown is net of fund and investment management charges. Past performance is not a reliable indicator of future results.

Asset Allocation - MKC Invest Tracking Tomorrow 10

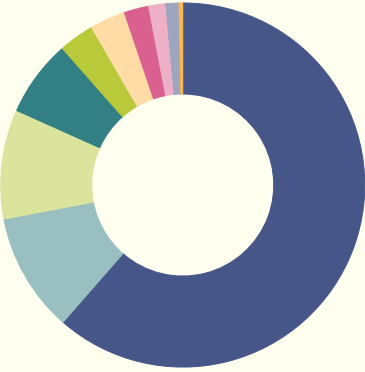
Portfolio Date: 31/12/2023



	%
Equity	100.0
Total	100.0

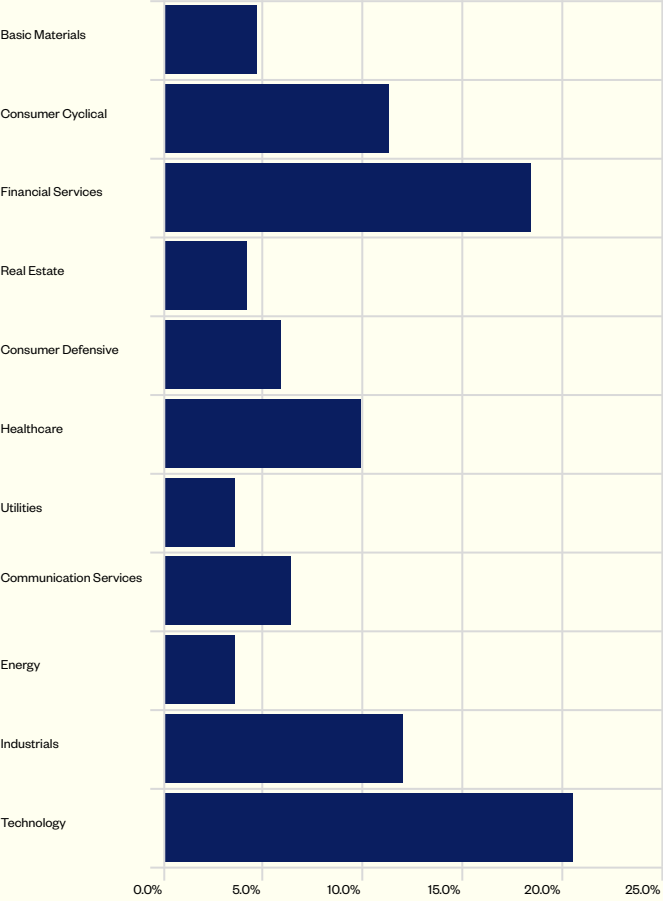
Equity Regional Exposure - MKC Invest Tracking Tomorrow 10

Portfolio Date: 31/05/2025



	%
North America	61.4
Asia emrg	10.6
Europe dev	9.7
Asia dev	6.8
United Kingdom	3.2
Africa/Middle East	3.1
Australasia	2.2
Japan	1.5
Latin America	1.2
Europe emrg	0.3
Total	100.0

Equity Sector Exposure



Top 10 Underlying Securities:

	Portfolio Weighting %
Taiwan Semiconductor Manufacturing Co Ltd	2.19
ISBBXT152 TRS USD R E ISBBXT15_BB1	1.76
Apple Inc	1.63
Microsoft Corp	1.54
ISHBXT15 TRS USD R E ISHBXT15_HB1	1.48
NVIDIA Corp	1.35
Amazon.com Inc	0.98
Meta Platforms Inc Class A	0.69
Tencent Holdings Ltd	0.63
Alphabet Inc Class A	0.53

Funds:

Funds	Portfolio Weighting %
iShares North American Eq Idx (UK) D Acc	27.00
iShares MSCI USA Md-Cp Eq Wgt UCITS ETF	20.00
JPMorgan BtBldrs US Sml Cp Eq ETF USDInc	15.00
iShares Emerging Mkts Eq Idx (UK) D Acc	13.00
Vanguard FTSE Dev Eurp ex UK ETF Acc	7.50
iShares Pacific ex Jpn Eq Idx (UK) D Acc	7.00
Vanguard FTSE UK All Shr Idx Unit Tr£Acc	3.00
Franklin FTSE India UCITS ETF	2.00
Xtrackers FTSE Vietnam Swap ETF 10	1.60
iShares MSCI South Africa ETF USD Acc	1.50
Vanguard Jpn Stk Idx £ Acc	1.40
Vanguard Germany All Cap ETF EUR Inc	1.00

Costs and Charges:

Underlying fund costs:	0.15%
DIM Charge:	0.15%
Total Cost:	0.30%

Portfolio performance has been calculated using Morningstar Direct and is believed accurate based on the standard pricing of any underlying investment funds held in the portfolio. In some cases, clients may benefit from additional discounts to those same funds on their chosen custody platform. This will cause differences between actual performance and the performance calculated by Morningstar. We expect in all cases that these differences, where present, will be to investors' advantage.

Important Information:

The portfolio is run on a discretionary management basis by MKC Investment Management Ltd for advised clients of MKC Wealth Ltd only. MKC Investment Management Ltd is a discretionary investment firm authorised and regulated by the Financial Conduct Authority (FRN:966731). Registered in England No 13475203. Registered office Walsingham House, 35 Seething Lane, London, EC3N 4AH. MKC Investment Management Ltd and MKC Wealth Ltd are part of the same group of companies. This publication is for UK based retail investors who have engaged with MKC Wealth Ltd for their financial planning services. Distribution or sharing of this publication is not permitted without authorisation from MKC Investment Management Limited. MKC Investment Management Limited investment portfolios are only available to retail investors who have been provided with a personal recommendation to invest from their MKC Wealth financial adviser. The value of investment may go up and down and you may get back less than you invested. All assets are dominated in UK Sterling. The investment or investment service may not be suitable for all recipients of this publication. If in doubt speak to your MKC Wealth Financial Adviser.