

MKC Invest Tracking Tomorrow 10
November 2024

Portfolio Objective:

Inception Date: 02.01.2024

MKC Wealth
Risk Rating

Equity Target

Adventurous

100%

The MKC Invest Tracking Tomorrow portfolio 10 aims to provide very long-term capital growth from a diversified portfolio of collective investments. The portfolio will be managed such that its overall level of investment risk will be suitable for, and in line with the expectations of, an investor at level 10 on the MKC "Baseline" scale of investment risk. The portfolio aims to outperform (net of any investment related costs but not necessarily net of any costs relating to advice or custody) this strategic asset allocation over the course of at least two full market cycles through the adoption of a long-term tactical asset allocation derived from credible research and projections about future global stock market capitalisations. The underlying collective investments will be index tracking funds except in exceptional circumstances where suitable index tracking funds cannot be purchased. The selection of index-tracking collectives will be unconstrained to any particular firm (s).

Baseline Benchmark 10:
100% Morningstar Global Target Market Exposure

Market Overview:

The re-election of Donald Trump was the catalyst for a solid month for US equities with the prospect of lower tax viewed as a positive for US companies. Other regions saw more varied returns as the prospect of tariffs and a wider trade war weighed on investor sentiment.

The interest rate cutting cycle continued with both the Federal Reserve (US) and the Bank of England lowering policy rates, which came as an increase in inflation was causing the market to question the pace of future easing. Although bond yields moved lower in the latter half of the month, they remain well above the level seen at the end of the summer.

In the UK the aftermath of October's budget continued, again putting upwards pressure on bond yields. This situation was not improved when figures showed that GDP growth was just 0.1% for Q3 2024, well below the 0.5% figure for Q2.

The month ended with the French Prime Minister, Michel Barnier, attempting to get a deficit reducing budget through Parliament. This seems unlikely to happen meaning a vote of no confidence is a distinct possibility. The uncertainty caused French equities to fall and the spread (difference) between French and German debt to widen further.

Historic Performance*

Time Period: 06/12/2019 to 05/12/2024



Calendar Year Returns*

Data Point: Return Calculation Benchmark: Baseline Benchmark 10

	2019	2020	2021	2022	2023
Baseline Benchmark 10	22.01	13.04	19.48	-7.60	15.20

Cumulative Return*


Data Point: Return Calculation Benchmark: Baseline Benchmark 10

	YTD	3 Months	6 Months	1 Year	3 Years	5 Years
Baseline Benchmark 10	21.03	10.90	10.58	26.07	31.20	79.62

*To comply with FCA regulations we are unable to provide performance numbers for this portfolio until it has a track record of at least 12 months. For context, we have provided the historic performance of the suitable benchmark but this must not be taken as an indication of likely future performance.

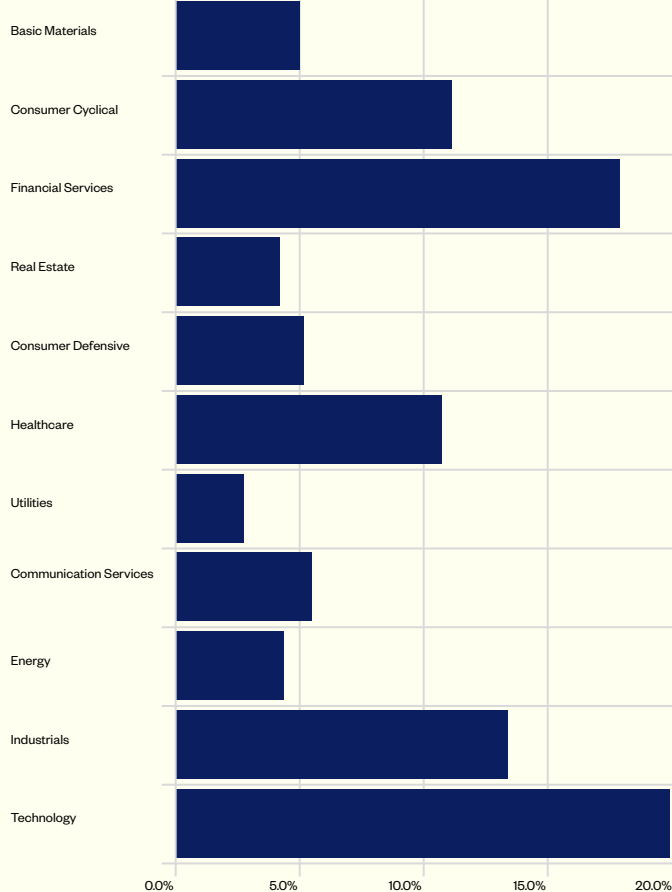
Asset Allocation - MKC Invest Tracking Tomorrow 10

Portfolio Date: 31/12/2023



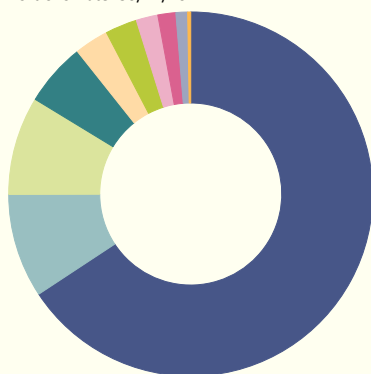
Category	Percentage
Equity	100.0
Total	100.0

Equity Sector Exposure



Equity Regional Exposure - MKC Invest Tracking Tomorrow 10

Portfolio Date: 30/11/2024



Region	Percentage
North America	65.7
Asia emrg	9.2
Europe dev	8.7
Asia dev	5.6
Africa/Middle East	3.0
United Kingdom	2.8
Japan	1.9
Australasia	1.6
Latin America	1.0
Europe emrg	0.3
Total	100.0

Top 10 Underlying Securities:

Security	Portfolio Weighting %
Taiwan Semiconductor Manufacturing Co Ltd	1.95
Apple Inc	1.71
NVIDIA Corp	1.65
Microsoft Corp	1.57
Amazon.com Inc	0.94
ISBBXT152 TRS USD R E ISBBXT15_BB1	0.71
Meta Platforms Inc Class A	0.66
Alphabet Inc Class A	0.54
SAP SE	0.50
Tencent Holdings Ltd	0.45

Funds:

Funds	Portfolio Weighting %
Vanguard U.S. Eq Idx £ Acc	27.00
SPDR® S&P 400 US Mid Cap ETF	20.00
L&G Russell 2000 US Sm Cp Qual ETF \$ Acc	15.00
iShares Emerging Mkts Eq Idx (UK) D Acc	12.00
Vanguard FTSE Dev Eurp ex UK ETF Acc	7.10
iShares Pacific ex Jpn Eq Idx (UK) D Acc	5.80
Vanguard FTSE UK All Shr Idx Unit Tr£Acc	3.00
Franklin FTSE India UCITS ETF	2.00
iShares MSCI South Africa ETF USD Acc	2.00
Vanguard Germany All Cap ETF EUR Inc	2.00
Vanguard Jpn Stk Idx £ Acc	2.00
Xtrackers FTSE Vietnam Swap ETF 1C	1.60
HSBC MSCI Indonesia ETF	0.50

Costs and Charges:

Underlying fund costs:	0.21%
DIM Charge:	0.15%
Total Cost:	0.36%

Portfolio performance has been calculated using Morningstar Direct and is believed accurate based on the standard pricing of any underlying investment funds held in the portfolio. In some cases, clients may benefit from additional discounts to those same funds on their chosen custody platform. This will cause differences between actual performance and the performance calculated by Morningstar. We expect in all cases that these differences, where present, will be to investors' advantage.

Important Information:

The portfolio is run on a discretionary management basis by MKC Investment Management Ltd for advised clients of MKC Wealth Ltd only. MKC Investment Management Ltd is a discretionary investment firm authorised and regulated by the Financial Conduct Authority (FRN:966731). Registered in England No 13475203. Registered office Walsingham House, 35 Seething Lane, London, EC3N 4AH. MKC Investment Management Ltd and MKC Wealth Ltd are part of the same group of companies. This publication is for UK based retail investors who have engaged with MKC Wealth Ltd for their financial planning services. Distribution or sharing of this publication is not permitted without authorisation from MKC Investment Management Limited. MKC Investment Management Limited investment portfolios are only available to retail investors who have been provided with a personal recommendation to invest from their MKC Wealth financial adviser. The value of investment may go up and down and you may get back less than you invested. All assets are dominated in UK Sterling. The investment or investment service may not be suitable for all recipients of this publication. If in doubt speak to your MKC Wealth Financial Adviser.